

**A COMPLETE ANALYSIS OF  
THE RECRUITMENT INDUSTRY**



# PURPLE PAGES JULY '24

PRODUCED BY  
ION SEARCH &  
WHITEHOUSE SEARCH PARTNERS

ASSESSING OVER  
40,000 DATA POINTS FROM  
1000+ STAFFING COMPANIES.

## WHAT'S INSIDE:

TOP PERFORMING BUSINESSES PER  
INDUSTRY

FULL GROWTH BREAKDOWN  
INCLUDING 1 MONTH / 6 MONTHS / 1  
YEAR OF EACH BUSINESS

DATA SOURCE:





# WELCOME TO JULY'S PURPLE PAGES

The Purple Pages is a monthly analysis of the recruitment industry's performance in the UK. This month the data has been taken from May's insights.

We analyze growth and retention rates for over a 1,000 companies using LinkedIn Insights and Glassdoor reviews. In this edition, our focus remains steadfastly on the core elements that shape the recruitment industry. We have analyzed industry growth and declines over the past two years for each company, as well as sector trends to identify and recognize the top performers in the last month.

At ion search, we pride ourselves on delivering excellence to our clients. We achieve this by scrutinising every inch of the market to make sure that we deliver top-tier candidates to high-calibre companies, striving for the best fit for all parties involved in our process. Alongside Whitehouse Search Partners, The Purple Pages is a testament to our commitment to delivering an exceptional service to our clients.

We know our clients and candidates insist on the highest level of service, so we give it to them. With our work we are recognised as the most trusted partner in Rec2Rec due to our uncompromising focus and attention to detail. We guarantee absolute satisfaction to both our trusted candidates and clients alike.

There are four main factors when moving roles: The People, The Company, The Job and The Timing. We ensure that all 4 boxes are ticked.

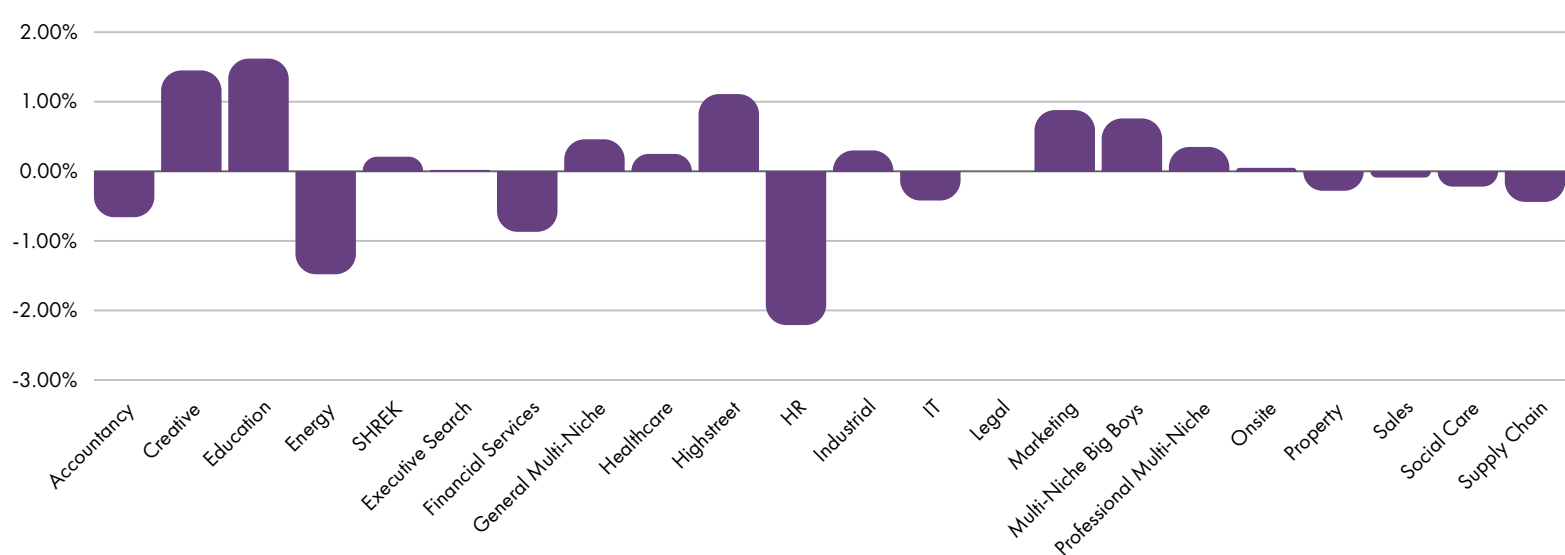
Sounds like a partnership? Let's talk business.

[Email: dg@ion-search.com](mailto:dg@ion-search.com)



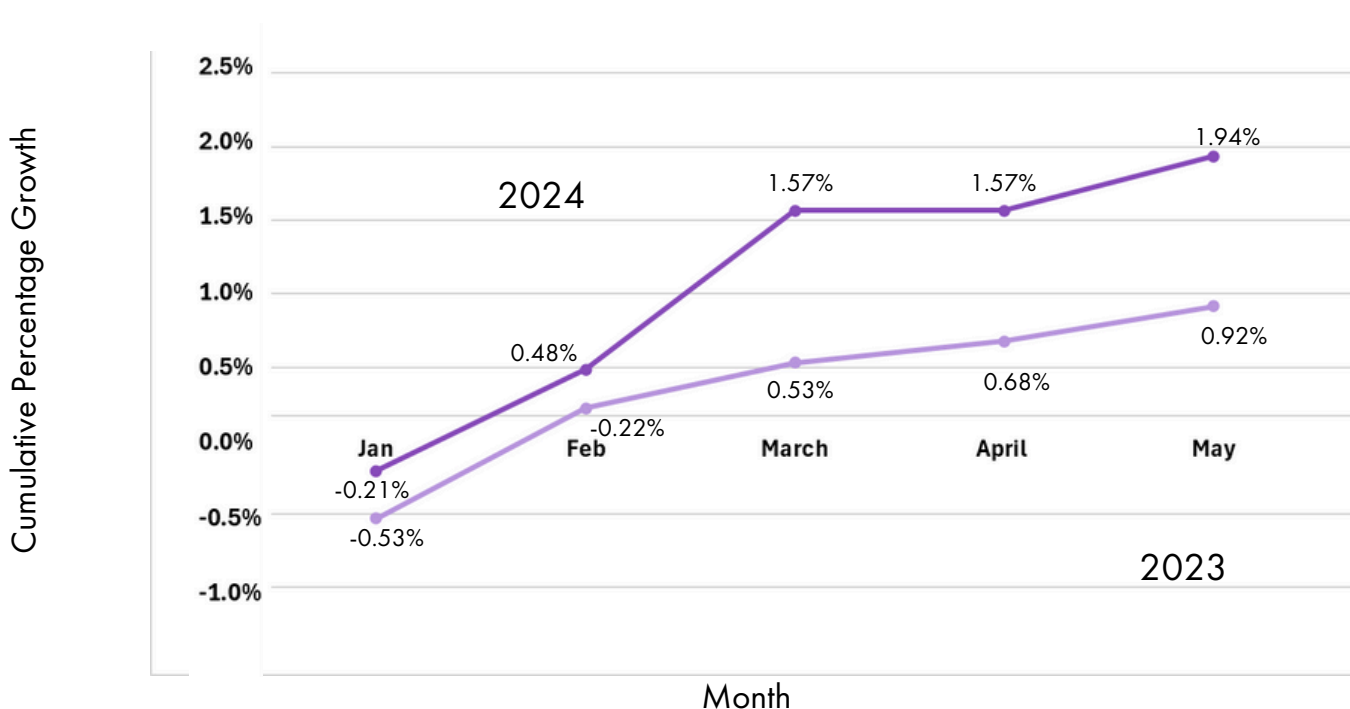
## GROWTH BY INDUSTRY (May 2024)

The graph below illustrates the percentage growth of each industry within the recruitment sector in May 2024. Within the UK recruitment industry, the Education and Creative sectors have experienced the greatest incline and HR and Energy have demonstrated a slight decline.

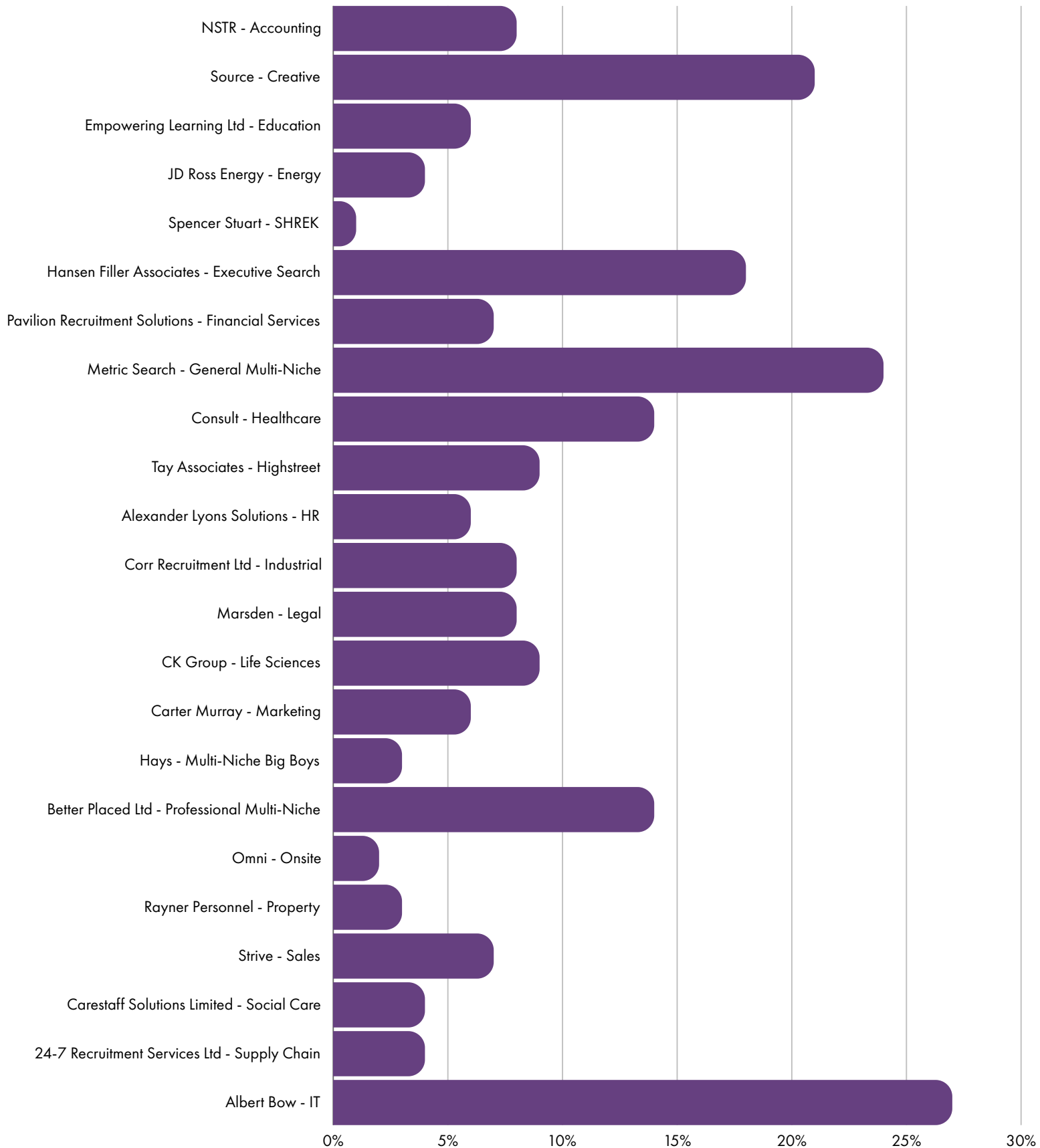


## CUMULATIVE PERCENTAGE GROWTH OF THE RECRUITMENT INDUSTRY IN 2023

As illustrated within the below line graph, the recruitment industry has evidenced continuous month-on-month growth throughout 2023 and 2024. As of May 2024, the data indicates significant market movements and provides a basis for projecting future trends, essential for strategic planning and investment decisions.



## TOP PERFORMERS PER INDUSTRY FOR MAY 2024





Company	Head Office	Employee Count	Founded	Glassdoor Rating	1 Month Growth (%)	6 Month Growth (%)	1 Year Growth (%)	2 Year Growth (%)	Trend	Company	Head Office	Employee Count	Founded	Glassdoor Rating	1 Month Growth (%)	6 Month Growth (%)	1 Year Growth (%)	2 Year Growth (%)	Trend
<b>Accountancy</b>																			
<b>11-30</b>																			
BTG Recruitment	Nottingham	22	2008	-	▼-8	-8	-8	10		Academic Appointment	Leeds	106	2004	3	▲1	12	19	25	
JasperRose	London	11	2015	3.8	▲0	-27	-15	-21		Academics Ltd	London	1027	2002	-	▲2	12	18	39	
★ NSTR	Manchester	13	2017	5	▲8	★44	-7	18		Affinity Workforce Solut	Birmingham	63	2017	5	▲5	13	24	47	
Recruitment Solutions	Rochdale	25	2004	5	▼-4	4	4	25		Axis Education Recruit	London	615	2001	3.3	▲2	10	18	36	
THEBIG4	Nottingham	22	2021	-	▼-4	5	★83	★450		Boston Rose	Bristol	30	2006	4.5	▲3	0	20	25	
<b>31-50</b>																			
Accountancy Action	Hertfordshir	40	2001	4	▼-2	3	3	21	★	Carbon Recruitment	Manchester	19	2000	-	▲6	6	27	73	
Axon Moore	Manchester	50	2003	4.1	▼-4	6	16	16		Celsian Education	London	195	1993	-	▲0	-2	-3	-8	
Butler Rose	London	39	2014	4.8	▲0	-9	-7	3		CER Education Recruit	London	517	2012	4.4	▲3	6	11	35	
Cameron Kennedy	London	42	1997	3.8	▼-2	-2	8	27		Clarus Education	London	35	2015	4	▼-3	-13	-8	-17	
KennedyPearce Consu	London	29	2006	4.4	▲0	4	-15	-12		Connex Education Part	Merseyside	451	2003	4.3	▲0	6	11	32	
Walker Hamill	London	41	1989	4.3	▼-5	-9	-2	3		Dovetail & Slate	Bristol	98	2018	4.8	▲1	17	27	85	
<b>51-100</b>																			
Adele Carr Recruitment	Cheshire	46	2003	4.5	▲7	0	-10	18		Educatate Staffing	London	90	2016	2.4	▲6	23	34	73	
AJ Chambers	Essex	67	2009	4.1	▲0	10	22	37		Edustaff	London	360	2010	3.2	▲0	5	1	14	
Brewer Morris	London	100	1987	3.7	▼-1	15	52	127		Empowering Learning	London	375	2003	3.7	▲6	18	28	58	
Cedar	London	93	2003	4.7	▲0	6	18	43		Engage Education	Hertfordshir	699	2008	3.8	▲0	13	17	47	
CMA Recruitment Grou	Southampto	64	1980	4.6	▼-2	12	12	19		Envision Education	London	57	2014	-	▲6	19	★63	★171	
CMC Consulting Ltd	Hertfordshir	62	1991	3.9	▲0	-7	-7	15		Eteach	Berkshire	182	2001	2.3	▲2	-1	1	10	
Finatal	London	110	2010	4.2	▲3	8	26	93		Exclusive Education Lt	Warrington	82	2011	4.7	▲0	9	15	11	
Pinpoint Partners	London	57	2011	2.9	▼-7	-21	-22	-25		Eyears Ltd	Birmingham	67	2005	4.4	▲0	-1	2	-15	
RK Accountancy and F	Lancashire	73	1996	3.9	▲0	-1	-4	-5		In Professional Develop	Greater Mai	71	2018	5	▲0	8	9	29	
Sheridan Maine	London	58	2001	3.9	▼-3	-8	2	18		JBD Recruitment	Kent	94	2014	3.2	▲4	11	12	18	
Taylor Hawkes	London	74	2016	-	▲4	21	42	236		Just Teachers	Yorkshire	957	2005	3.6	▲2	13	23	34	
<b>101-500</b>																			
Marks Sattin	London	214	1988	4.4	▼0	4	-1	14		M2 Education	Lancashire	67	2009	4.6	▼-1	-6	6	24	
<b>Creative</b>																			
Adrem Careers	London	38	1981	-	▲0	0	-21	-22		Monarch Education Re	Birmingham	528	1992	4	▲1	7	12	20	
Bespoke Careers	London	126	2004	3.8	▲5	6	15	45		New Directions	Cardiff	889	1999	3.8	▲1	5	10	26	
Blu Digital	London	49	2013	2.2	▲0	7	20	26		Now Education	Birmingham	466	2003	3.9	▲2	15	23	55	
Craft	Manchester	88	2014	-	▲5	38	60	★144		Principal Resourcing	Yorkshire	160	2004	3.7	▼-1	2	5	1	
Cogs Agency	London	44	2004	4	▼-2	5	-6	-6		Prospero Teaching	London	967	2000	3.5	▲3	12	24	51	
Creative Personnel	London	35	2000	4.2	▲3	3	3	13		The Protocol Group	Nottingham	208	1995	2.9	▼0	-2	-3	-10	
Devonshire	London	93	1987	3.7	▲1	1	7	11		Protocol Education	London	1776	1994	3.5	▲0	3	2	9	
DNA Recruit	London	18	2008	4.3	▲20	0	-18	6		Rotherwood	Lancashire	57	1976	3	▲2	2	8	8	
ECOM	London	783	1999	4.3	▲2	13	22	47		Salford Supply Desk Lt	Manchester	40	2001	5	▲0	5	3	8	
Futureheads Recruitm	London	21	2009	4.4	▲0	-22	-50	-56		SANZA Teaching Agen	London	157	1999	4.5	▲3	15	31	45	
Handle Recruitment	London	67	1978	4	▼-8	-11	-15	-1		Servoca Plc	London	201	2009	3.8	▼0	-3	-6	-8	
Impact Creative Recruit	London	35	2001	4.6	▲0	3	-8	-3		Smile Education	Birmingham	246	2009	4.5	▲6	21	27	66	
Major Players	London	80	1993	3.8	▼-2	-8	-21	-28		Sugaman Education	London	158	1982	3.5	▲1	6	7	17	
Mustard	Bristol	81	2009	4.1	▲0	4	13	40		Supply Desk Limited	Sheffield	440	2018	3.2	▲0	0	4	8	
Orchard	Sydney	186	1992	-	▼-1	1	2	-2		Teach In	London	77	2004	-	▼-1	-1	-4	1	
Profiles Creative	London	47	2003	3.4	▲0	-11	-13	-15		TeacherActive	Birmingham	1466	2004	4.1	▲2	8	15	40	
Prospectus	London	91	1956	4.1	▲2	-12	-10	-2		Teaching Personnel	Hertfordshir	4626	2011	4.1	▲1	6	9	22	
RedCat Digital	London	24	2000	4.8	▼-4	-20	-8	-8		Tempest Resourcing L	London	178	2011	4.2	▲1	0	-5	12	
Salt	London	1056	2010	3.4	▲3	16	28	53		The Education Network	Newcastle U	161	1993	4.2	▼-1	7	5	13	
★ Source	London	29	2004	3.9	▲21	★142	★142	71	★	The Education Speciali	Liverpool	69	2002	-	▲0	5	3	35	
Sphere Digital Recruitn	London	153	2012	4.7	▲4	30	91	135		Timeplan Education Gr	London	296	1989	4.1	▲2	10	17	21	
The Up Group	London	42	2007	-	▼-2	-11	-19	8		TLTP Education	Essex	107	2006	3.4	▲2	-3	11	18	
Trust In SODA	London	76	2013	4	▲0	-4	-3	-8		Tradewind Recruitment	London	1327	2001	4.4	▲3	10	14	31	
WeAreAspire	London	317	1992	-	▲2	2	-1	2		Uniform Education	London	75	2015	4.1	▲6	★25	25	44	
Wiser Academy	London	135	2013	4.2	▼-6	-12	1	19		Veritas Education Recr	London	171	2015	4.2	▲6	20	15	43	
<b>Education</b>																			
<b>22287</b>																			
<b>▲2 ▲8 ▲12 ▲27</b>																			
<b>Energy</b>																			
<b>3066</b>																			
<b>▼-1 ▲0 ▲5 ▲18</b>																			
Acre	London	247	2003	4.6	▲1	5	0	18		ewi recruitment	London	159	2011	4	▲0	-2	13	30	
Advance Global Recruit	Edinburgh	140	2011	2.3	▼-2	3	22	35		★ JD Ross Energy	London	148	2015	2.9	▲4	★18	★38	90	
CCL Global	London	129	1981	-	▲3	4	3	21		Hudson Nutley Ltd	London	47	2006	-	▲0	0	0	0	
Drillmar Resources	Aberdeen	109	2008	2	▲0	3	-1	6		Pangea Talent Solutio	London	57	2010	3.8	▼-7	-16	-26	-10	
ERSG Ltd	Kent	452	2008	3.8	▼0	-3	6	22		Petroplan	London	220	1976	3.7	▼-2	4	5	22	
ewi recruitment	London	159	2011	4	▲0	-2	13	30		Spencer Ogden	London	706	2010	3	▼-2	-1	-2	-6	
★ JD Ross Energy	London	148	2015	2.9	▲4	★18	★38	90	★	Stom4	London	84	2020	3.1	▼-13	-8	-1	91	
Hudson Nutley Ltd	London	47	2006	-	▲0	0	0	0		Taylor Hopkinson	Glasgow	174	2009	4.3	▼-3	-10	11	67	
Pangea Talent Solutio	London	57	2010	3.8	▼-7	-16	-26	-10		The Green Recruitmen	London	143	2010	4.6	▼-3	8	36	★99	
Petroplan	London	220	1976	3.7	▼-2	4	5	22		Visuna	Tyne and V	251	1999	-	▼-2	1	3	1	
Spencer Ogden	London	706	2010	3	▼-2	-1	-2	-6											
Stom4	London	84	2020	3.1	▼-13	-8	-1	91											
Taylor Hopkinson	Glasgow	174	2009	4.3	▼-3	-10	11	67											
The Green Recruitmen	London	143	2010	4.6	▼-3	8	36	★99											
Visuna	Tyne and V	251	1999	-	▼-2	1	3	1											

# THE PURPLE PAGES



Company	Head Office	Employee Count	Founded	Glassdoor Rating	1 Month Growth (%)	6 Month Growth (%)	1 Year Growth (%)	2 Year Growth (%)	Trend	Company	Head Office	Employee Count	Founded	Glassdoor Rating	1 Month Growth (%)	6 Month Growth (%)	1 Year Growth (%)	2 Year Growth (%)	Trend
<b>SHREK</b>																			
		27885		▲0	▲0	▲1	▲7			Phipps Cameron	London	41	2014	-	▼-5	3	24	41	
★ Spencer Stuart	Chicago	3080	1956	4	▲1	★5	★6	13		Redgrave	London	61	2008	4.3	▲0	9	11	5	
Heidrick & Struggles	Chicago	2229	1953	3.9	▼-1	-1	-2	1		Renaissance Leadersh	Buckingham	12	2003	4.4	▲0	-29	-43	-63	
Russell Reynolds Asso	New York	2754	1969	-	▼-1	1	3	13		Ridgeway Partners	Boston	35	2005	4.4	▲0	3	13	17	
Egon Zehnder	Zurich	3220	1964	4	▲0	4	5	13		Savannah Group	London	87	2002	4.3	▲2	2	2	16	
Korn Ferry	Los Angeles	16602	1969	4	▲1	-1	0	4		Sheffield Haworth	London	218	1993	3.7	▼-1	1	-16	-2	
<b>Executive Search</b>																			
		6398		▲0	▲4	▲6	▲16			SRM Recruitment	London	34	2016	-	▲6	21	55	143	
360 Search	Dublin	15	2010	-	▲0	0	7	67		TF Global - Executive S	Leeds	13	2018	-	▲0	18	44	-24	
6 Group	Cheshire	61	2007	3.2	▲0	7	20	24		Tile Hill	London	52	2017	-	▲0	16	53	136	
Alexander Rose Intern	London	15	2020	-	▲7	-6	7	25		Timberseed	London	61	2016	4	▼-2	0	-2	7	
Approach People Recr	Dublin	47	2020	4.6	▼22	-2	9	9		TritonExec	London	67	2010	4.1	▲2	3	12	5	
Berwick Partners	London	60	2004	4.2	▲0	-8	-6	-12		Veredus	London	44	2010	4.1	▼-6	0	-4	0	
Callibre One	London	56	1999	-	▼-3	0	-5	4		ZEREN	London	38	2018	3	▼-3	-19	-33	-12	
Carlyle Kingswood Glo	London	25	2005	-	▼-4	-14	-17	-26		<b>Financial Services</b>									
Carter Schwartz	London	5	2014	-	▼55	-55	-62	-58		<b>11-30</b>									
Chameleon Internation	London	21	2011	3.6	▲0	11	-5	-5			4502			▼-1	▲0	▲3	▲22		
CLM	London	54	2020	3.8	▲4	★100	★125	135		Ad Idem Consulting	London	12	2016	-	▼-8	0	-20	-20	
CrimsonXT	Leeds	15	2018	-	▲7	-12	-12	67		Astute Recruitment	Derbyshire	16	2009	4.7	▲0	7	14	33	
Customer Management I	Altrincham	6	2014	4.6	▲0	50	-65	-75		Carlsbrook Partners	London	36	2010	-	▼-5	16	33	57	
Drax Executive	London	58	2003	4	▲0	0	-22	0		Engage People Recruit	Dublin	15	2016	4.8	▼12	7	36	15	
Ducatus Partners	London	19	2016	-	▲0	27	58	90		Ignata Finance - a ZRC	London	12	2017	-	▲0	-25	-20	0	
Erevena	London	70	2003	4.7	▲4	0	-19	-20		Lawbrook Partners	London	19	2013	3.1	▲0	0	-10	-10	
Ernest Hunter Green	London	24	2015	-	▼-4	-4	14	14		★ Pavilion Recruitment S	Brighton	30	2012	-	▲7	★20	★50	★173	
Eton Bridge Partners L	Berkshire	122	2010	4.7	▲1	9	13	23		Rosehill Search	London	17	2016	4.4	▲0	-6	6	55	
Executives in Africa Lin	London	29	2010	-	▲0	7	12	7		Venture Search	London	22	2019	5	▼-4	10	47	69	
ExecutiveSurf	London	52	2000	4.5	▲2	-2	-4	8		Recruit UK	Bristol	22	2006	5	▼-8	-27	-24	-21	
Execuzen	London	67	2000	3.1	▲0	-3	-3	0		<b>31-50</b>									
Fredriks	London	20	2016	3.1	▲18	54	67	122			434			▼-4	▼-7	▼-4	▲12		
The Fordy Group	Leeds	13	2018	-	▼28	-28	-43	-43		Adams and Oliver	Surrey	35	2002	-	▲0	-13	-10	-5	
FWB	Edinburgh	40	1993	-	▲11	-5	-2	11		Altum Consulting	London	34	2013	4.4	▲0	-6	-3	31	
GatenbySanderson	Leeds	251	2003	4.6	▲0	-1	5	22		Axon Moore	Manchester	50	2003	4.1	▼-4	6	16	16	
Gem Partnership	Newcastle-U	75	2009	2.8	▲6	9	12	29		Capio Recruitment	Bristol	24	2019	5	▼17	-31	-25	20	
Goodall Brazier	Leeds	46	2009	4	▼-2	-4	-2	-19		Communicate Recruitm	London	32	2004	4.7	▼11	-14	-3	19	
Green Park	London	386	2006	3.8	▼-1	1	6	30		FinTop Consulting	London	31	2017	4.1	▼-6	-18	-31	-11	
GTS Group Ltd	Milton Keyn	20	2020	-	▼-5	5	5	100		Highams Recruitment	Surrey	33	1983	-	▼-3	-3	-3	10	
G&E Partners	London	39	2017	4.7	▲3	30	26	15		Kea Consultants	London	40	2009	4.4	▼-2	-9	-2	3	
★ Hansen Filler Associat	London	13	2017	-	▲18	0	8	44		Lawes Consulting Gro	London	46	1987	-	▲2	5	5	10	
Hedley May	London	36	2009	-	▲0	9	-5	-8		Meraki Talent Ltd	Edinburgh	41	2015	4	▼-2	-7	5	37	
H&P Executive Search	London	54	2019	-	▲2	13	64	125		PaymentGenes Recruit	London	25	2003	4.2	▼-4	-4	-7	-14	
Horton International	Oxford	211	1978	3.7	▲0	3	1	6		SJC Partners	Manchester	43	2014	5	▲0	5	8	54	
HW Global	Didsbury	39	2005	-	▲0	5	0	15		<b>51-100</b>									
Inventum Group	London	36	2005	5	▲0	-5	3	29			962			▼-1	▼-2	▼-1	▲14		
IRG Executive Search	Manchester	23	2001	-	▲0	-8	-8	0		Arthur Recruitment	London	67	2004	4.3	▼-1	20	29	86	
Iving Knight Group	Leeds	31	2020	3.9	▼-3	-18	-50	-18		Astbury Marsden	London	60	1995	3.4	▲0	0	0	0	
JD Haspel	London	19	2006	-	▲0	0	-10	0		Barclay Simpson	London	64	1989	4.2	▼-2	-4	-2	8	
Joss Search	London	91	2010	4.8	▲7	20	30	69		ea Change	London	70	1998	3.9	▲1	6	6	35	
Mackinnon Bruce Intern	Leeds	82	2012	4.2	▲4	9	5	17		EC1 Partners Ltd	London	41	2008	4.5	▼-5	-9	-18	-7	
Marlin Hawk	London	56	2003	4.1	▲4	8	-5	10		Execuzen	London	67	2000	3.1	▲0	-3	-3	0	
Miller Leith	Melbourne	50	2012	3.9	▲6	11	25	67		GAP Talent	London	50	2000	3.4	▲2	-17	-21	-6	
Miles Advisory	London	15	2019	5	▲0	-12	-6	-6		HFG Insurance Recruit	London	106	2002	3.6	▲2	9	31	51	
Miramar Global Executi	London	51	2004	3.7	▲0	2	2	19		IDEX Consulting Ltd	Birmingham	73	2006	4.8	▼-1	-1	3	30	
MLC Partners	Westminste	28	2015	-	▼-3	12	17	47		KBW Financial Staffing	Bedford	88	2005	4.5	▲1	-1	0	22	
Nexus Search	London	72	2020	4.5	▼-1	29	76	★200		Kenton Black	Birmingham	82	2008	4.5	▼-1	1	-4	6	
Newman Stewart	Leeds	24	2011	3.8	▲0	-4	14	33		MERJE	Manchester	42	2011	5	▼14	-21	-21	-19	
Norman Broadbent Plc	London	73	1982	-	▲4	14	16	49		The Omerta Group	London	79	2002	4.7	▲1	1	5	10	
Oakstone International	Buckingham	26	1995	5	▼-7	0	-10	-16		Venquis	London	73	2011	3.7	▲1	-13	-18	-5	
Odgers Berndtson	London	1178	1966	3.9	▼-1	2	4	6		<b>101-500</b>									
Odin Partners	London	34	2015	-	▼-3	-8	3	31			2905			▼-2	▼-2	▼-3	▲11		
Options Group	New York	291	1992	4.2	▲1	8	24	27		Amstrong International	London	129	1989	4	▲0	4	7	8	
Pacific International Ex	London	120	1997	-	▼-4	-8	-6	10		Albany Beck	London	222	2005	3.7	▼-8	-18	-26	9	
Page Executive	London	397	1976	4.1	▲2	9	11	33		Black Swan Group	London	109	2010	3.2	▼-3	-2	10	20	
PartnerWise	Harrogate	21	2013	2	▲0	-5	31	31		Bruin	London	92	2010	3.9	▲1	-4	-10	8	
Penna	London	473	1974	3.5	▼-1	-2	1	5		BSM Group	London	231	2011	4.2	▼0	4	12	19	
PER	London	212	1998	-	▲7	47	84	168		Dartmouth Partners	London	145	2012	3.8	▼10	-8	-15	4	
Perrett Laver	London	168	2001	3	▼-3	-12	-8	8											





Company	Head Office	Employee Count	Founded	Glassdoor Rating	1 Month Growth (%)	6 Month Growth (%)	1 Year Growth (%)	2 Year Growth (%)	Trend	Company	Head Office	Employee Count	Founded	Glassdoor Rating	1 Month Growth (%)	6 Month Growth (%)	1 Year Growth (%)	2 Year Growth (%)	Trend
Remedy Recruitment	Essex	149	2003	5	0	9	34	48		Medecho Ltd	London	140	2004	3.8	-1	16	26	56	
Seven Resourcing	Ipswich	141	2011	4.3	0	4	9	34		Medforce Healthcare	RDublin	35	2008	4.3	-3	21	67	250	
SRI	London	467	2001	-	0	4	16	44		MedGen Healthcare	Surrey	128	2015	2.7	-1	-3	0	7	
STR Group	Portsmouth	128	2000	3.9	1	1	2	6		Medicare First	London	47	2004	-	0	0	-4	-4	
Strativ Group	Leeds	91	2018	4.5	0	-16	-25	20		Medicor	Hampshire	154	2012	-	2	8	18	33	
Swanstaff Ltd	Kent	151	1997	3.1	-1	-2	-3	-3		MedicsPro	Essex	264	2001	4.4	4	5	6	16	
The Noel Group	Dublin	220	1987	3.7	2	5	0	18		Medplacements	Essex	89	1995	3.8	1	5	7	5	
Venatu Recruitment Gr	Yorkshire	122	2016	3.8	1	-4	-5	13		Merco Medical	London	79	2002	3.3	0	-8	-6	8	
VHR Global Technical	London	180	2003	4.1	-1	10	18	50		MPA Recruitment	Derry	179	1997	4.7	3	5	15	22	
WINNER	West Midlar	139	2001	-	2	12	19	74		MSI Group Ltd	London	226	2002	3.1	2	7	4	23	
<b>501+</b>		<b>42586</b>		<b>0</b>	<b>-2</b>	<b>-3</b>	<b>-7</b>			Mylocum Group	Essex	82	2005	3.8	0	-13	-17	9	
Cielo Talent	Wisconsin	1986	2005	3.8	-2	-10	-15	-25		National Locums	Milton Keyn	154	2009	3.9	5	6	16	36	
Gap Personnel	Chester	567	1997	3.9	1	4	8	16		NHS Professionals	Hertfordshir	5209	2004	3.6	0	3	10	26	
Meridian Business Sup	Manchester	543	1989	4.3	1	3	5	11		Nurseplus UK Ltd	Kent	1150	2005	3.8	0	1	3	13	
The MCG Group	Hertfordshir	954	2009	4	0	3	7	15		OneCall24 Limited	London	297	2015	3.8	0	-2	4	3	
The Recruitment Co.	Northampto	796	1957	3.4	4	7	9	8		Panoramic Associates	Bristol	79	2018	4.9	-4	-13	-8	23	
<b>Healthcare</b>		<b>27005</b>		<b>0</b>	<b>0</b>	<b>3</b>	<b>16</b>			Piers Meadows Recruit	London	30	1999	4.2	-3	-9	-9	-9	
Pulse (trading name of	London	70	2008	-	-4	-4	-4	-1		Positive Healthcare	London	54	2016	4	-2	-2	13	54	
Abrivia Recruitment Sp	Dublin	24	2006	-	0	-14	-8	20		ProMedical	Essex	142	2007	3.5	1	9	14	26	
Access Healthcare	Dublin	186	2017	-	3	15	27	50		Pulse Jobs	Hertfordshir	696	1989	-	0	42	40	47	
Acadium Group	London	6016	1983	3.9	0	-7	-6	5		Pure Healthcare Group	London	60	2020	-	5	11	54	122	
Allied Healthcare	Staffordshir	1373	1972	2.8	0	0	3	6		Purosearch Healthcare	Manchester	33	2006	-	0	0	3	22	
Athona Group	Essex	239	2003	3	0	-4	-1	13		Radian Resourcing	Glasgow	19	2014	-	6	12	-10	58	
Avanta Care Ltd	Leeds	2	2013	4.5	0	0	0	-33		Secure Healthcare Sol	Wolverham	93	2015	3.4	3	11	24	58	
Bank Partners	London	338	1995	3.3	0	-2	-5	-5		Sensible Staffing	Barnet	60	2002	3	0	3	-5	5	
Cavity Dental Staff Age	Berkshire	147	2006	4.5	3	6	7	23		SJB Medical	London	41	2011	3.1	-2	-2	8	11	
Chase Medical	Sheffield	78	2010	5	7	13	20	16		Star OUTICO	Warwickshir	1	2002	3.8	0	0	0	0	
Clarity Recruitment	Dublin	14	2011	-	-7	-7	0	27		Team24	London	74	2005	2.5	3	0	-1	0	
Compass Associates	Portsmouth	89	2009	4.8	-1	11	16	37		Tempnet Recruitment	London	137	1996	-	0	6	10	26	
Consult	Sheffield	74	2003	-	14	85	100	111		TFS Healthcare	London	193	2010	3.6	2	2	1	4	
Cromwell Medical Staff	London	141	2011	-	-3	-8	-11	23		The GP Locum Agency	Southampto	11	2013	-	0	-15	-8	-8	
Day Webster Group	Essex	366	2009	3.7	0	-2	-3	17		TTM Assist Group	Essex	203	1999	3.7	-2	2	7	13	
Direct Medics Healthca	Belfast	206	2000	4.3	0	0	12	30		TTM Healthcare Group	County Clar	625	2002	3.3	2	3	7	16	
DRC Locums Limited	Milton Keyn	308	2001	4.5	-3	-6	4	26		Your World Recruitmen	London	707	2005	3.9	0	5	10	32	
ENS Recruitment	Essex	78	1991	4.2	0	7	8	5		<b>Highstreet</b>		<b>19288</b>		<b>1</b>	<b>4</b>	<b>7</b>	<b>16</b>		
Evergood Associates	Hertfordshir	62	2003	-	3	7	13	13		24 Seven Talent	New York	3019	2000	3.9	3	15	26	50	
Fresh Medical Group	Milton Keyn	38	2003	-	3	9	9	15		Admiral Recruitment	London	133	1995	3.8	-1	-1	1	2	
Global Medics	London	267	2001	3.4	-1	-4	2	13		AM2PM Group Holding	Birmingham	289	2003	3.4	0	7	15	33	
Globe Locums	London	412	2011	4	0	-1	8	51		Angela Mortimer Group	London	89	1976	2.4	-1	-7	-9	3	
Hallam Medical	Sheffield	132	2007	3.9	-4	-5	-4	15		Appetite4Recruitment	Waterloo	32	2003	5	0	3	-6	-6	
Hartmann Young	Leeds	22	2008	4.4	10	0	-27	-4		Arc Hospitality Recruit	Merseyside	836	2008	3.9	1	1	-6	-3	
HG Group	London	53	2009	3.8	6	26	36	77		Artisan People Group	London	331	1984	3.1	2	3	-4	22	
HCL Healthcare	London	86	2003	-	0	-1	1	9		Aspire Recruitment	Manchester	40	2003	4	0	3	18	25	
HCRG	London	115	2000	2.5	6	7	14	53		Beauty Consultants Bu	London	55	1986	-	-2	-2	-2	-4	
Head Medical	Edinburgh	50	2000	4.8	4	11	9	6		Berkeley Scott	London	298	1984	3.8	0	2	0	3	
Healthcare Staffing 24	London	98	1998	-	1	0	0	-8		Blue Arrow	Luton	2622	1959	3.5	0	2	4	10	
Healthdaq	Dublin	38	2015	-	-5	-32	-33	-7		Brightsparks	London	408	2003	3.9	3	9	14	39	
Hunter Healthcare	London	99	2011	4.4	0	5	15	48		Brook Street	Uxbridge	1416	1946	3.4	1	2	0	10	
iCare24 Group	Birmingham	71	2013	3.3	-5	-28	-38	13		Career Moves Group	London	58	1987	4.3	-2	-2	-2	-5	
ICG Medical	London	331	2015	3.1	2	-9	-5	40		Carlton Recruitment	Surrey	32	1999	2.8	0	0	3	3	
ID Medical	Milton Keyn	971	2002	4	1	3	9	24		Change Hospitality	London	79	2004	4.5	0	-7	-8	8	
Independent Clinical St	London	49	1992	-	-8	-9	-14	-28		Contract Options	London	100	2010	3.7	-1	4	8	11	
Interact Medical Ltd	Berkshire	122	2006	-	3	5	12	31		CVUK Group	London	49	2003	3.5	-2	7	11	17	
Kare Plus	West Midlar	449	2010	3.7	0	6	11	20		Fashion & Retail Perso	London	234	1991	3.7	0	2	4	4	
Kate Cowhig Internatio	Dublin	32	1990	4.2	3	3	14	52		First Call Contract Serv	Hertfordshir	283	1996	3.8	3	10	24	33	
Keystream	London	61	2011	4.2	0	-3	-8	15		Flair Events People Ltc	Cheshire	199	2000	4.7	4	2	-3	-9	
Leaders in Care	Manchester	44	2017	4.7	0	0	-6	69		Focus Management Cc	Cheshire	42	1990	3	0	0	0	11	
Locum Vision	Milton Keyn	57	2011	2.7	-2	4	6	0		Four Seasons Recruitn	London	133	1981	3.8	1	1	9	21	
Lucas Love Healthcare	Belfast	57	2008	4	4	0	0	12		Freedom People	London	102	1997	4.2	-3	0	2	4	
MAS Medical Staffing	Manchester	625	2002	2.3	0	1	6	6		Greycoat Lumleys	London	195	1996	4.2	1	2	-6	4	
Maxima Group	London	175	2001	4.1	-3	-21	-23	-11		Group Eleven	Manchester	41	1996	-	5	41	86	215	
Mayday Healthcare	London	176	2003	3.3	1	-1	-3	-1		Huntress	London	350	2000	4.3	0	-1	-1	4	
Med Doc Healthcare	Dublin	15	2018	-	-6	-12	-12	36		Jubilee Hospitality	Birmingham	149	2003	2.7	3	10	24	45	
Medacs Healthcare	Yorkshire	1058	1990	3.9	0	3	6	10		Knightsbridge Recruit	London	20	1982	4.6	0	5	11	33	
										LRL	Hindley Gre	71	2015	-	0	6	13	45	
										MacGregor Black	Tyne and V	33	2017	4.6	-6	3	22	32	
										Manpower UK	Middlesex	562	1956	3.7	-1	-4	-6	-3	
										McCarthy Recruitment	Warrington	45	2005	4.5	2	7	5	36	
										Mint People	Manchester	322	2007	3.4	3	9	13	48	





# THE PURPLE PAGES



Company	Head Office	Employee Count	Founded	Glassdoor Rating	1 Month Growth (%)	6 Month Growth (%)	1 Year Growth (%)	2 Year Growth (%)	Trend	Company	Head Office	Employee Count	Founded	Glassdoor Rating	1 Month Growth (%)	6 Month Growth (%)	1 Year Growth (%)	2 Year Growth (%)	Trend
Driver Hire Nationwide	Yorkshire	923	1983	4.5	▲2	5	13	22		Org3D	Manchester	16	2018	4.5	▼6	14	-20	-16	
Job&Talent	London	3216	1992	4.2	▲0	2	4	15		Osmii	London	18	2011	4.8	▲0	-18	-28	-33	
Macdonald & Company	London	2511	1992	4.4	▲3	13	32	66		Oxygen Digital	Chelmsford	22	2017	4.4	▼4	5	22	29	
Matchtech	Hampshire	706	1984	4.2	▼1	-2	2	2		Platinum Group	London	31	2021	4.5	▲7	11	29	82	
Morson Talent	Manchester	1648	1969	4	▼1	0	0	4		Portland Resourcing	London	27	1996	3.5	▲0	0	0	-7	
NES Global Talent	Altrincham	738	1978	4.2	▼0	-2	-2	-5		Reload Search Ltd	New York	17	2000	-	▼6	-11	21	21	
NRL	Lancashire	656	1983	4.4	▲1	6	16	30		Robertson Sumner Ltd	Buckingham	19	2000	4.2	▲6	6	12	-10	
Orion Group	London	1176	1987	4.4	▼0	2	4	12		Ronald James Group	Newcastle L	22	2015	4.4	▲0	-12	-8	38	
SRG	Luton	708	1990	4	▲0	6	10	15		SearchDATA Group	Leeds	9	2014	5	▲0	13	-18	-36	
Staffline Recruitment L	Nottingham	2038	1986	4	▲2	7	13	23		SearchWorks	London	10	2019	4.2	▼9	-17	-41	-29	
The Best Connection	West Midlar	1953	1991	3.4	▲1	9	16	34		Select Tech	Essex	30	2011	-	▲0	30	43	76	
TRS Staffing Solutions	South Carol	1070	1984	3.8	▲1	7	12	24		ShortList Recruitment L	Chester	16	2013	1.6	▼11	-11	-20	-24	
										SPG Resourcing	Leeds	20	2021	-	▼13	5	18	186	
<b>IT</b>		68157			▼0	▼0	▼-1	▲2		Stelfox Tech Recruitme	Dublin	21	2001	3.8	▼5	0	-30	-34	
<b>11-30</b>		1494			▲1	▲0	▼0	▲7		Synchro	West Midlar	14	2017	3.9	▲8	0	8	8	
Abika	Surrey	24	2009	4.5	▲0	0	-11	-14		TalentHawk	East Susse:	13	2010	-	▲8	0	-7	-13	
Adalta	Manchester	12	2010	-	▲0	-33	-33	-40		Techfellow Limited	London	9	2014	5	▲0	-36	-36	-18	
★ Adria Solutions Ltd	Cheshire	14	2004	4.7	▲17	8	27	100		TechOhana	London	18	2001	-	▲0	-28	-18	13	
Albany Partners	London	19	2012	5	▲12	6	-21	-24		TechYard Recruitment	London	12	2019	2.9	▲0	-20	-8	20	
★ Albert Bow	London	14	2018	4.7	▲17	40	0	17		The People Network	Wiltshire	21	2003	-	▲17	17	0	0	
Allegiance Group	Manchester	13	2009	3.8	▼7	-35	18	117		Trident Search	London	31	2020	-	▲7	7	41	94	
Amicus	Manchester	40	2017	2.2	▲0	14	74	111		TrioTech Recruitment	Essex	19	2017	-	▲0	0	-5	27	
Applause IT Recruitme	Birmingham	14	2000	3.8	▲8	-18	-22	-22		Usurpo	Berkshire	16	2011	3.6	▲7	45	23	23	
Apply Recruitment	Manchester	9	2017	-	▲0	0	-10	-36		VIQU IT Recruitment	Birmingham	27	2014	4.9	▲0	13	-10	-4	
Arcus Search	London	17	2016	-	▼6	6	13	89		Vivo Talent Solutions	Birmingham	18	2019	-	▲0	-5	0	64	
Aretiforce	London	7	2023	-	▲0	17	40			WRK digital	Leeds	10	2022	-	▼9	0	43	★900	
Candela Search	London	12	2013	-	▲9	0	9	20		WSS Associates	London	23	2003	3.2	▲5	15	44	156	
Candour Solutions	Cheshire	15	2014	4	▲7	36	114	114		Zelo Digital Recruitme	London	10	2017	5	▼9	-38	-38	-23	
Catch Resource Manag	Surrey	25	1999	5	▲0	-4	9	14		Zync.	Manchester	18	2015	-	▲6	-10	-18	-14	
Cathcart Technology	Edinburgh	25	2009	3.8	▲0	-14	-7	-7		<b>31-50</b>		2651			▲0	▼-1	▼-1	▲9	
Chapman Tate Associa	Birmingham	12	2014	3.1	▼8	0	9	0		5Values	Bristol	33	2016	5	▲6	-3	-8	18	
Cititec Talent	London	17	1998	4.5	▲0	-32	-37	-55		Allum	London	46	2019	-	▼4	-13	-13	-4	
Clear Edge Search & E	Leeds	10	2011	4.6	▲0	0	-64	-64		Amber Resourcing	Manchester	30	2019	3.4	▼9	-30	-43	-17	
Cloud Decisions	Derbyshire	9	2019	4.8	▲0	-18	-31	-25		Blu Digital	London	49	2013	2.2	▲0	7	20	26	
Connexa IT Recruitme	Manchester	10	2022	-	▲0	0	-23	67		Bright Purple	Edinburgh	34	1995	3.7	▲3	-6	-11	-15	
Cornucopia IT Resourc	Surrey	23	2006	4.9	▼8	-12	-8	-12		C4S Search	Wiltshire	42	2012	4.3	▲2	2	-2	8	
Cyberri®	London	38	2015	-	▲12	★73	73	124		Certes IT Service Solu	Birmingham	43	1983	3.9	▲2	0	-7	-12	
★ C-Enable	London	7	2022	-	▲17	40	75			Certus Recruitment Gr	London	30	2001	3.9	▼6	-14	-32	-33	
DJR	London	14	2021	-	▼7	-7	27	75		Circle Recruitment	Manchester	47	2003	3.6	▼2	-10	-11	2	
Elizabeth Noman Inter	London	12	1989	5	▲0	-8	0	20		Claremont Consulting	London	43	2002	4.7	▲0	-2	-9	10	
EmpHire Recruitment	London	23	2015	5	▲0	15	21	28		Consortia	Bristol	35	2009	4.7	▲0	0	-26	-24	
Enertek Group	London	19	2020	-	▲0	0	0	46		Core Tech Recruitme	London	34	2018	3.6	▲3	-3	-28	-15	
Eurobase People	Essex	22	1999	4.2	▲5	10	-12	5		Coreteam	London	40	2019	4.5	▲0	5	33	135	
Fairmont Recruitment	Manchester	12	2008	5	▲0	0	0	33		CPS Group (UK) Limite	Cardiff	45	2003	3.1	▲7	-10	-6	15	
Foman IT	Sussex	16	1988	4.4	▲0	0	-6	-20		Cubiq Recruitment	Salford	41	2010	4.9	▼2	8	21	37	
Fomula Recruitment	London	28	2017	5	▲0	17	12	40		CyberForce Global	London	25	2020	3	▼4	-34	-26	-17	
Fuel Recruitment	Warwickshii	21	2003	4.2	▲11	-5	-9	-28		Cyberteam	London	41	2004	3.3	▲0	0	11	3	
Gerrard White Consulti	Tunbridge V	22	2002	4.9	▲5	10	22	29		Datascope Recruitmen	London	32	1991	4.2	▼9	-3	-3	0	
GS Solutions	London	18	2022	-	▲6	38	★125	350		Digitel Resourcing	Kent	33	2010	3.9	▲3	-6	-11	-30	
iFindTech Ltd	London	13	2015	-	▲8	8	30	0		Dome Recruitment Gro	Guilford	23	1998	-	▲0	-15	-23	-28	
iKas International	London	26	2004	3.5	▲0	-4	-7	-10		Durlston Partners	London	34	2010	4.6	▲6	3	-19	0	
Inoltra	London	25	2016	4.6	▲9	14	47	213		ECS Resource Group	West Midlar	42	1989	4.5	▲0	2	2	24	
Instinct Resourcing	Manchester	17	2011	4.4	▲0	-6	6	6		Eligo Recruitment	London	50	2001	4.1	▲2	9	14	9	
Intec Select	Kent	32	2016	4.1	▲0	19	14	60		Elisdon Consulting Ltd	Newcastle-L	42	2014	4	▼5	0	24	24	
The Candidate Recruit	Manchester	22	2012	-	▲10	-8	-29	-21		EmergeTech	London	53	2017	-	▼2	-10	-4	61	
ISL Talent	Bristol	28	2007	4.4	▲0	-7	0	-18		Enzo Tech Group	London	71	2021	4.3	▲4	51	78	274	
James Adams	Birmingham	15	2020	5	▼6	-12	-17	7		ESP	Manchester	52	2005	4.7	▲2	11	16	44	
James Chase	Brighton	15	2008	-	▲0	-17	-21	-29		Expand group	Brighton	46	1998	-	▲5	5	-2	10	
Koda Staff	London	37	2016	2	▲3	6	19	68		Express Recruitment	Nottingham	35	1987	2.4	▲6	6	6	13	
Langham Recruitment	London	16	2018	-	▼6	-6	-16	-30		Focus on WD	Sussex	38	2015	-	▲0	-12	-17	6	
Langley James	London	24	1999	4.5	▼8	-8	-4	-4		Fruition IT	Leeds	47	2008	4.2	▼2	9	18	38	
LT Harper	London	15	2017	-	▲15	-12	-12	-12		GCS Financial Service	London	30	2013	3.3	▼3	-14	-21	-21	
Marlin Green	London	8	2010	4	▼20	-27	-50	-81		GemPool Recruitment	Dublin	30	2011	4.9	▼6	-17	-23	-40	
Method Resourcing	Bristol	21	2018	-	▲5	5	24	17		Hanson Regan	London	43	2006	3.8	▼4	-10	0	-4	
Mexa Solutions	Fareham	10	2015	4.9	▲0	-17	0	11		Involved Solutions	London	42	2006	2.9	▼2	-2	5	27	
Moriati Digital Recruitm	London	13	1988	-	▼7	-7	-7	8		ISR Recruitment	Sale	39	2005	3.9	▲3	5	0	11	
Natio Recruitment	London	15	2016	-	▼6	-17	-29	-12		Hortor Limited	Leeds	22	2014	3.7	▼8	-21	-39	-50	
Nord Group	London	12	2016	-	▼8	50	50	-33		Hunter Bond	London	89	2014	4.3	▲7				



Company	Head Office	Employee Count	Founded	Glassdoor Rating	1 Month growth (%)	6 Month growth (%)	1 Year growth (%)	2 Year growth (%)	Trend	Company	Head Office	Employee Count	Founded	Glassdoor Rating	1 Month growth (%)	6 Month growth (%)	1 Year growth (%)	2 Year growth (%)	Trend
Infom	London	43	2008	3.4	▼-2	-4	-4	-2		Oliver Bernard	London	46	2010	4.8	▼-2	18	-4	10	
JPS Selection Ltd	Birmingham	30	2008	3.4	▼0	-17	-14	-19		Parallel Consulting	London	51	2004	3.9	▼-4	-25	-33	-18	
Linksap Europe Ltd	Hertfordshir	52	2015	3.7	▲4	16	24	18		Pentasia	Surrey	80	2001	4.3	▼-4	-5	-2	21	
LMRE	London	26	2018	4	▼0	-26	-40	-45		People Source Consult	Bristol	45	2002	4.3	▼-10	-4	-4	-12	
MAM Gruppe	London	48	2005	3.9	▼-2	2	4	41		Recruit 121 Group	Cardiff	59	2000	4.8	▼-3	-5	-2	11	
Masentó Group	London	41	2017	5	▼0	0	11	37		Redline Group	Luton	90	1982	2.9	▲3	11	15	11	
Maxwell Bond	Manchester	48	2016	5	▼-4	9	9	37		Redrock Consulting Ltc	Bristol	63	2005	4.2	▼-2	0	0	5	
Morpheus Talent Solut	London	35	2006	3	▼-3	-17	-17	-22		Saragossa	London	100	2014	4.2	▲3	12	47	75	
Omerita	Saffron	48	2009	-	▲7	23	41	55		Senitor Associates	Cheshire	60	1999	4.1	▼0	-14	-9	-8	
Optimum IT	Kent	43	1998	3.6	▼-2	-2	-2	-4		Signify Technology	London	62	2016	4.4	▲5	0	-15	-16	
Oracle Contractors	Surrey	55	1999	-	▲2	12	20	34		Skillsearch Limited	Brighton	46	1990	4.6	▼-8	-8	-6	28	
Oxford Knight	London	46	2010	4.7	▼-2	2	2	24		Sola Group	London	67	2005	4.3	▼0	3	3	18	
People Talent	Bristol	29	2019	4.2	▲7	0	-15	12		Solutions Driven	Glasgow	54	1998	4.6	▲2	0	-16	-18	
Radley James	London	33	2009	4.7	▼0	0	-8	10		Source Technology	London	79	2015	-	▲7	11	11	7	
Reesmarx	North Caroli	32	2001	4.5	▼-6	0	-11	-24		Spinks	London	52	1989	4.6	▼0	-4	-28	-30	
Reperio Human Capita	Dublin	35	2010	4.3	▼-8	-26	-3	-10		Square One Resources	London	73	1995	4	▼-5	-4	-3	-1	
Scene	London	37	2019	-	▼-3	-14	-20	-10		SR2 - Socially Respon	Bristol	64	2017	4.9	▼-4	-4	-4	28	
Senovo IT Ltd	London	35	2013	4.5	▲3	-8	9	17		Swan iT Recruitment	London	61	1999	-	▼-2	-2	0	13	
Skiliantech	London	57	2005	4.7	▲4	10	19	24		SystemsAccountants	London	84	1997	4.3	▼-1	0	-1	-3	
SmartChoice Internatio	London	31	2019	1.5	▼-9	-14	-14	3		Talent Point	London	49	2002	3.8	▲4	-9	-14	-36	
SmartSourcing Ltd	Staffordshir	38	2002	5	▼0	0	-5	-14		TechNET IT Recruitme	Milton Keyn	47	2001	4.5	▼-2	0	-8	-4	
Tank Recruitment	Truro	52	2014	4.7	▼0	2	11	16		Templeton and Partner	London	74	2003	3.3	▲6	3	0	30	
The Bridge IT	Leeds	47	1981	4.8	▼0	-2	4	27		THRYVE	Berlin	59	2014	4.2	▼-6	2	11	16	
The JM Longbridge Gr	London	41	2015	-	▼0	-5	-5	-7		TRIA	Bristol	60	2015	-	▼0	0	11	28	
Wave Talent	London	36	2019	5	▼-3	-3	6	89		Trilogy International	London	73	2014	3	▲1	7	11	35	
WeShape	London	47	2019	4.7	▲9	7	21	42		twentyAI	London	62	2008	3.8	▲2	0	7	22	
William Alexander Recr	London	35	2010	4.5	▼0	-3	-3	3		Universe Technology	London	79	1996	3.4	▼-1	-1	-2	0	
<b>51-100</b>		<b>4502</b>		<b>▼0</b>	<b>▼0</b>	<b>▼-2</b>	<b>▲8</b>			VMA GROUP	London	36	1978	4.5	▼-10	20	20	71	
Alexander Ash Consult	London	53	2005	4.2	▼0	4	-9	29		WA Consultants	Exeter	70	1988	4	▲3	4	8	9	
Allen Recruitment Cons	Dublin	51	1998	4.1	▼-9	-30	-36	-31		Xpertise Recruitment	Derby	48	2012	3.6	▼-2	-19	-17	-6	
Big Cloud	Manchester	64	2013	5	▲2	2	12	33		<b>101-500</b>		<b>10666</b>		<b>▲0</b>	<b>▲0</b>	<b>▼-2</b>	<b>▲3</b>		
Bond Global	London	53	2020	4.8	▲4	8	-12	18		Acolyte Group	London	100	2010	3.9	▼0	-3	0	-5	
Burns Sheehan	London	57	2004	4.1	▲2	6	-7	10		Amoria Bond	Manchester	320	2006	4.2	▲1	7	14	39	
Caspian One	Dorset	70	2004	4.3	▲1	-1	9	40		Anderson Frank	New York	144	2016	2.8	▲5	17	4	-13	
CBSbutler	Surrey	72	2002	3.9	▼-3	3	6	11		Anson McCade	London	117	2000	4.4	▼-2	-9	-13	-8	
Chapter 2	London	96	2020	4.5	▲8	25	25	45		Apps IT Limited	London	153	2001	-	▼0	-1	0	5	
Cloud International	London	32	2016	3.8	▼-6	-27	-35	-37		Archer - The IT Recruit	Dublin	175	2006	-	▼-2	4	5	9	
ConSol Partners	London	92	2008	3.3	▼-1	5	-1	7		Arrows	London	129	2003	-	▼-1	-2	2	-6	
Cognitive Group	London	47	2007	4.3	▲2	0	4	7		Austin Fraser	Reading	161	2007	-	▼-4	-13	-25	-17	
Corecom Consulting	Leeds	57	2008	4.7	▼-2	-2	-12	0		Capax RM	London	102	2012	3.8	▼0	-1	-21	23	
Cornwallis EIT	London	53	2001	3.3	▼0	4	2	-2		Client Server	London	186	1999	4.3	▼0	12	44	94	
developrec	London	51	2020	-	▲6	13	0	4		Darwin Recruitment	Essex	145	2001	4.2	▼-5	-14	-24	-9	
Emerald Technology	Birmingham	74	2000	3.7	▼-1	1	16	28		Digital Gurus	London	195	2008	4.3	▼0	7	6	23	
erg group	Birmingham	58	2003	-	▲2	-3	4	23		Distributed	London	150	2017	4	▼-7	5	-1	65	
Europa London	London	53	2016	-	▼0	4	4		Empiric	London	194	2005	4.3	▼-2	7	0	30		
European Recruitment	Brighton	58	2009	4.7	▲2	-9	-24	-13		Energize Group	Manchester	117	2006	4.5	▲1	2	-10	-6	
Franklin Fitch	London	76	2011	4.8	▲1	-6	4	27		eSynergy	London	133	2001	4.3	▲4	7	17	45	
Full Circle Recruitment	London	96	2002	3.8	▼0	-2	-3	-1		Evolution	Warrington	235	2010	3.3	▼-1	-4	-3	6	
Gazelle Global	London	72	2011	3.9	▲1	6	1	-10		Explore Group	London	134	2000	3.5	▲1	3	11	9	
Gibbs Hybrid	Surrey	58	2005	4.4	▼-2	-11	-2	4		First Point Group	London	244	2005	4.3	▼0	-3	-10	-8	
Harrington Starr	London	65	2010	4.2	▼0	0	-3	25		FRG Technology Cons	London	141	2017	3	▼-1	-8	-1	0	
Head Resourcing	Edinburgh	40	2001	4.5	▼0	-11	-25	-26		Glocoms	London	111	2013	3.9	▼-3	-8	-8	-1	
Henderson Scott	Buckingham	64	1999	4.3	▲3	-4	-4	-6		Hamilton Barnes	London	105	2014	4.5	▲5	-12	2	81	
IC Resources	Reading	99	1999	4.8	▼0	6	13	38		Hamham	London	207	2006	3.6	▼-1	-4	-14	1	
IDPP	London	68	1983	4	▲1	0	5	13		InterEx Group	London	128	2016	3.8	▼0	20	22	125	
In Technology Group	Manchester	56	2019	4.5	▼-10	-10	8	75		io Associates	Bristol	139	2014	4.9	▼0	3	11	45	
Intuition IT	London	67	2006	-	▲5	12	20	76		Jefferson Frank	New York	183	2018	3.1	▼-2	-20	-30	-42	
IT Talent	Reading	101	2004	3.1	▼0	4	3	9		Jumar	Solihull	261	1999	3.4	▲1	1	0	14	
IT Works Recruitment I	Lancashire	75	2004	-	▼0	0	-3	9											
ITECCO	Manchester	44	2017	4.1	▲2	-14	-42	-44											
KDR Talent Solutions I	Cheshire	59	2003	4.3	▼0	7	11	7											
Levy Professionals	Amsterdam	84	2000	4.2	▲2	11	6	33											
Locke Staffing Group	London	51	2016	-	▲2	-20	-14	24											
Montash	London	76	2004	3.7	▲9	4	-1	41											
Nexere Consulting	London	35	1998	3.5	▲3	-24	-51	-45											
Noir	London	60	2005	4.8	▼-2	★54	54	82											
NP Group	London	108	1998	4.1	▼-3	-6	-3	17											
Oho Group Ltd	London	64	2007	4.9	▼-2	2	-4	16											

# THE PURPLE PAGES



Company	Head Office	Employee Count	Founded	Glassdoor Rating	1 Month Growth (%)	6 Month Growth (%)	1 Year Growth (%)	2 Year Growth (%)	Trend
Kintec Global Recruitm	Manchester	141	2001	3.2	▼-1	5	3	36	
La Fosse	London	485	2007	4.4	▲3	-8	9	42	
LA International	Stoke-on-Tr	120	1982	4.1	▲0	-2	-4	2	
Lawrence Harvey	London	166	2002	3.4	▼-2	0	-8	12	
Mason Frank Internatio	London	225	2010	2.8	▲3	-7	-25	-43	
MA (Montreal Associat	London	100	1978	-	▲1	15	11	0	
MRL Consulting Group East Susse	London	122	1997	4.7	▲2	-1	10	23	
Mthree	London	185	2010	4	▼-3	-11	-26	-62	
Navartis	Doncaster	154	2006	4.6	▼-2	7	8	28	
Next Ventures	London	162	2001	3.6	▼-2	7	9	17	
Nicoll Curtin	London	104	1999	4.4	▼-3	5	21	37	
OCC Group	Cheshire	99	1971	-	▲0	1	8	9	
Optimus Search	London	205	2005	3.3	▲0	13	21	37	
Opus Recruitment Solu	Bristol	257	2008	4.1	▼-1	-1	-14	-11	
Orbis	London	209	2013	-	▲1	-1	0	33	
Penta Consulting	Surrey	210	1998	3.3	▲1	2	10	11	
Parity Network Group	London	151	1971	-	▲0	0	-6	-8	
Preferred Choice	Kent	109	2001	4.3	▼-1	-1	11	11	
Project People	Bristol	323	2001	3.3	▼0	-1	-3	-4	
Roc Search	Berkshire	216	2007	3.9	▲0	9	2	3	
RP International	London	133	1998	3.4	▲3	12	21	22	
Sanderson	Bristol	387	1975	3.9	▲11	14	14	26	
Searchability	Cheshire	100	2012	4.2	▼-2	-3	-3	6	
Sentinel	Kent	199	1997	3.9	▼-1	0	4	18	
Stanton House	London	99	2010	4.7	▲5	11	-2	14	
Stott and May	London	127	2009	4.2	▼-1	-2	-18	-7	
SureSkills	Dublin	213	1993	4.3	▲2	2	17	35	
Talented	California	166	2015	3.7	▲1	13	-24	-43	
Tangent International	Essex	237	1974	4.4	▲1	0	0	5	
Third Republic	London	56	2014	4.1	▼-11	-20	-36	-47	
Understanding Recruitr	Hertfordshir	97	1996	4.6	▼-2	-5	-6	15	
Venturi	Cheshire	107	2009	-	▲3	-3	-13	-22	
Vertex Agility	London	235	1997	4.1	▲1	4	3	10	
VMR Consultants	Essex	123	2000	1.6	▲0	2	2	5	
Washington Frank Inte	London	135	2014	3.4	▲0	-1	-2	-17	
Whitehall Resources	Essex	100	2007	4.5	▼-2	-4	-3	8	
<b>501+</b>		<b>48844</b>			▼-1	▼0	▼0	▲1	
Aston Carter	London	3201	1997	4.2	▼-2	-17	-20	-12	
Computer Futures	London	3332	1986	3.3	▲4	19	43	91	
GCS	London	1533	1991	3.3	▲0	6	12	18	
Hallan	Hertfordshir	655	2012	3.7	▲0	5	9	26	
Harvey Nash	London	3250	1988	4	▲0	-1	-5	1	
K2 Partnering Solution	London	1402	1997	3.8	▲2	1	3	0	
Lorien	London	678	1977	3.8	▼-1	-3	-11	-10	
Modis	Zurich	4877	2004	3.4	▼-2	-7	-13	-30	
Nigel Frank Internation	Newcastle-	714	2006	2.9	▼-2	-2	-7	-16	
Rethink	London	504	2005	-	▼-1	-6	-10	-4	
Spring Professional	Zurich	709	2012	3.3	▼-1	-7	-10	-27	
Talent	Sydney	1567	1995	-	▲1	4	6	17	
TEKsystems	Maryland	26422	1983	3.8	▼-1	2	2	4	
<b>Legal</b>		<b>1425</b>			▲0	▲2	▲3	▲13	
BCL Legal	Manchester	65	2003	4.2	▲2	8	12	5	
Buchanan Law	London	36	2013	4.0	▼-3	★57	★64	★112	
Career Legal	London	113	1991	4.4	▼-3	-5	-8	-5	
Chadwick Nott Legal R	London	29	1992	-	▲0	-24	-33	-29	
DMJ Recruitment	London	41	2007	4.4	▲0	17	-2	21	
Douglas Scott Legal R	Manchester	61	2004	3.8	▼-2	-2	11	-8	
EJ Legal	London	64	1992	3.5	▲3	2	5	12	
Fox Rodney	London	13	2000	4.5	▼-43	-59	-61	-59	
G2 Legal	Sussex	75	1999	4.6	▼-3	-11	-15	7	
GR Law	London	47	1995	-	▲0	0	0	0	
Headhunter Legal & Pr	Lancashire	34	2010	5.0	▲3	-6	-3	21	
Interlink Talent Solutio	Manchester	76	2011	4.7	▲1	17	15	73	
Jameson Legal	London	39	2010	4.3	▲0	-3	-9	11	
JMC Legal Recruitmen	Bristol	42	2016	4.4	▲5	17	31	24	
Laurence Simons	London	24	1988	4.4	▼-4	-20	-14	-8	
LAW Absolute	London	62	2003	3.7	▲2	-2	3	17	
Marsden	London	57	2006	-	▲8	19	27	63	
Montresor Legal	London	29	2012	4.0	▲4	-6	-3	7	
MRA Search	London	58	2009	3.0	▲7	12	12	29	
QED Legal LLP	Manchester	21	2012	4.7	▼-13	0	-5	24	
Sacco Mann	Leeds	46	1997	4.3	▼-2	7	5	2	
SSQ	London	177	2003	3.7	▲0	5	7	13	
Stanford Resourcing Li	London	11	1999	-	▼-8	-21	-27	-31	
Taylor Root	London	163	1989	3.7	▲6	11	21	26	

Company	Head Office	Employee Count	Founded	Glassdoor Rating	1 Month Growth (%)	6 Month Growth (%)	1 Year Growth (%)	2 Year Growth (%)	Trend
VARO Partners	London	19	2012	4.9	▲0	11	17	40	
William James Recruitr	Manchester	23	2009	3.4	▼-8	10	5	44	
<b>Life Sciences</b>		<b>6251</b>			▲0	▲0	▲4	▲20	
ACE Partners	Manchester	17	2020	5	▼-11	-23	-15	70	
Albion Rye Associates	Sussex	25	2020	4.8	▼-11	0	-11	39	
ARTO	Kent	37	2020	-	▼-5	32	32	54	
Barrington James	Sussex	435	2002	3.1	▼-2	-6	7	22	
Charlton Morris	Leeds	31	2013	4.6	▼-3	-55	-76	-76	
CK Group	Hertfordshir	198	1991	4.7	▲9	★35	★55	92	
Clinical Professionals	Reading	245	2006	3	▲0	0	0	-1	
Coulter Partners	London	115	2003	4.2	▼-1	-7	-13	-3	
CY Partners	Newcastle L	26	2008	5	▼-4	-4	24	24	
Discover International	London	101	2013	4.3	▼-4	-14	-6	16	
EPM Scientific	London	266	2012	2.8	▼-1	-10	-2	13	
Evona	Bristol	61	2018	4	▲0	2	-12	17	
Fraser Dove Internatio	Surrey	50	2013	4.7	▼-4	-21	-14	14	
Gilbert Meher	Leeds	48	2011	4.2	▲0	-6	9	23	
Guided Solutions	Leeds	57	2000	3.9	▼-2	4	2	16	
GxPeople Global	London	10	2014	4.7	▼-17	-17	-17	-17	
Hobson Prior	Kent	78	2002	4.5	▲0	-1	-1	13	
Hyper Recruitment Sol	Essex	44	2012	3.8	▼-2	-8	-14	-6	
Invenia Group	London	33	2009	4.4	▲0	-21	-25	-6	
i-Pharm Consulting	London	90	2008	3.7	▼-6	-7	-24	-30	
KRS-Associates	Redhill	36	2020	4.6	▲3	3	29	★100	
Leaman Life Sciences	London	14	2015	-	▲0	0	-39	-39	
Life Science People	London	108	2020	3.1	▲0	-4	23	66	
Mantell Associates	London	40	2019	5	▼-2	-5	-5	18	
Meet	London	434	2009	-	▼0	2	2	26	
NonStop Consulting	Switzerland	719	2000	3.4	▲1	4	24	66	
Paramount Recruitmen	Birmingham	26	2003	4.1	▼-7	-30	-28	-24	
Planet Pharma	Illinois	1238	2009	3.6	▲3	9	20	58	
Proclinical Staffing	London	273	2005	4	▼-1	13	6	31	
Projectus	London	25	2012	4.8	▲0	-22	-29	-36	
Quanta part of QCS St	Hertfordshir	144	1992	4.5	▲1	12	27	44	
RBW Consulting	Sussex	74	2007	4.2	▲0	-10	-8	-16	
Real Staffing	London	758	1998	3.5	▲1	1	0	-1	
Science Solutions Reci	Cheshire	22	2014	5	▲0	-15	-15	-12	
SEC Life Sciences	London	30	2012	2.9	▼-6	-9	-29	-43	
Skills Alliance	London	128	2005	3.8	▼-1	-11	-16	-5	
Storm3	London	54	2020	2.6	▼-2	6	-26	-37	
Talentmark // Executive	London	24	1971	-	▼-4	-14	-29	-40	
VIDA Connected Speci	Leeds	30	2011	-	▲0	-12	-3	7	
VRS Recruitment	Cheshire	38	2001	-	▲6	9	19	36	
Zenopa	Buckingham	69	1991	3.7	▼-1	-3	23	47	
<b>Marketing</b>		<b>691</b>			▼-3	▼-1	▼-1	▲4	
3Search	London	55	2014	4.7	▲0	6	10	22	
ASG International	London	6	2009	4.8	▼-83	-82	-79	-79	
Carter Murray	London	51	2000	2.9	▲6	6	9	28	
Denholm Associates	Edinburgh	33	2002	4.7	▼-3	-6	-27	-11	
EMR   Specialist in Ma	London	20	1994	-	▲0	-9	-9	0	
Forward Role Recruitm	Manchester	46	2008	4.5	▼-2	-18	-22	-12	
Hanson Search	London	43	2002	4.2	▲5	8	10	10	
Henry Nicholas   B Cor	Bristol	10	2009	-	▲0	0	0	★67	
Intelligent People	St. Albans	72	2002	-	▼-1	★38	★89		
Marketing Talent   Mar	London	168	2013	-	▲0	0	1	1	
Stopgap	London	49	1993	4.2	▲0	-6	-11	-8	
Transition Partners	Leeds	18	2011	3.2	▲0	-5	-38	-36	
The Marketing Centre	Surrey	120	2010	3.6	▲3	6	11	24	
<b>Multi-Niche Big Boys</b>		<b>#####</b>			▲1	▲3	▲4	▲8	
Aerotek	Maryland	19577	1983	3.5	▲0	2	3	7	
Allegis Global Solutio	Maryland	2789	2001	3.8	▲0	1	-6	-9	



Company	Head Office	Employee Count	Founded	Glassdoor Rating	1 Month Growth (%)	6 Month Growth (%)	1 Year Growth (%)	2 Year Growth (%)	Trend	Company	Head Office	Employee Count	Founded	Glassdoor Rating	1 Month Growth (%)	6 Month Growth (%)	1 Year Growth (%)	2 Year Growth (%)	Trend
Antal International	London	2001	1993	3.6	▲1	7	14	26		Damia Group	Surrey	51	1995	4	▲2	0	-2	-9	
Badenoch + Clark	London	373	1980	3.7	▲0	-3	-7	-29		DCV Global Recruitment	Hertfordshir	69	2007	-	▼1	11	15	35	
★ Hays	London	24502	1968	3.5	▲3	8	10	15		DMCG Global	London	44	2020	5	▼4	-6	0	22	
Hudson	Dublin	4217	1992	-	▲1	4	7	3		Eden Scott	Edinburgh	59	2003	4.5	▲2	2	7	20	
Kelly	Sydney	1240	2003	4	▲0	2	6	13		Executive Network Gro	Birmingham	44	1999	4.8	▼2	-2	-15	-20	
LHH	Michigan	9330	1946	3.4	▼0	-4	-11	-20		Eximius Group	London	71	2008	3.4	▼1	-8	-7	-5	
Michael Page	Florida	13927	1967	3.3	▲1	★14	★30	★61		Few&Far	London	39	2013	4.8	▲0	5	-20	-19	
Morgan McKinley	Surrey	9996	1976	3.8	▲1	2	4	12		FJR Group	Manchester	73	2011	3.1	▲4	11	28	28	
Page Personnel	Cork	1291	1988	4.2	▼0	1	-4	5		Forsyth Bames	London	68	2014	4.5	▼8	-7	0	55	
Randstad UK	Surrey	3694	1994	-	▲1	1	2	12		Frontline Recruitment C	Nottingham	66	2000	4	▲0	5	5	2	
REED	Luton	1645	1960	3.8	▲0	4	5	2		Gleeson Recruitment G	Birmingham	103	2011	4.3	▼3	2	3	3	
Robert Half	London	6189	1960	4.2	▲0	2	7	12		Global Career Compan	London	54	2002	2.5	▼4	-2	4	8	
Robert Walters	California	29319	1948	3.7	▲0	2	-1	-2		Heat Recruitment	Bristol	71	2005	4.1	▼3	-8	-25	-19	
Search	London	6207	1985	3.9	▼1	-4	-4	7		Ignata	London	65	2011	4.1	▲0	-8	-4	18	
	Glasgow	2035	1987	-	▲0	3	6	14		Impact Recruitment	Northampton	64	2002	-	▼3	-14	-24	-38	
<b>Professional Multi-Niche</b>		27958			▲0	▲3	▲6	▲17		Insight Recruitment	Manchester	41	2015	4.9	▲0	-2	-18	-2	
<b>11-30</b>		194			▼2	0	1	▲2		Michael Bailey Associa	London	60	1989	4	▼5	-5	-8	-25	
Absolute Recruit	London	23	2015	5	▲5	5	-8	-8		Morgan Law	London	50	2000	4.2	▼4	0	0	16	
Abacus Careers	Belfast	28	2003	5	▲0	-3	-20	-20		Now Careers	Birmingham	51	1992	3.6	▼2	★42	★76	132	
Anderson Knight	Glasgow	25	2001	3.7	▼4	-7	-4	4		Panoramia Associates	Bristol	79	2009	4.9	▼4	-13	-8	23	
Falcon Brook	London	19	2013	3.4	▼5	-14	-14	27		Parkside Recruitment	London	72	1989	3.4	▼1	3	6	4	
Gibson Hollyhomes	Manchester	16	2007	4.5	▲0	0	-6	-20		Phoenix - Your Profess	Dublin	25	2004	3.2	▲0	-32	-52	-31	
Iconic Resourcing	Glasgow	24	2019	-	▲0	14	33	★167		Practicus	London	67	2004	4	▲0	-3	-12	5	
Lawson Chase	London	14	2012	4.6	▼13	-13	8	17		Pure Resourcing Soluti	Cambridge	78	2002	4.4	▲1	-3	-11	-6	
Optamor	Portsmouth	22	1996	4.3	▼4	0	10	-19		RZ Group	Edinburgh	85	1998	-	▲0	-1	1	2	
Spears Recruitment Ltd	Isle of Wigh	23	2011	3.7	▲0	0	0	-4		Sharp Consultancy	Sheffield	55	1992	3.3	▲0	-2	6	2	
<b>31-50</b>		878			▼0	▼5	▼6	▲0		Simpson Judge Ltd	Lancashire	51	1984	4	▲0	9	24	122	
Alchemy Global Talent	Essex	35	1995	4.6	▲3	-20	-31	-17		Stafffinders	Glasgow	54	1971	4.6	▼2	-11	4	8	
Ashdown Group	London	47	1999	4.6	▼2	-6	-4	-8		Talentedge	London	62	1986	4.3	▼5	11	13	13	
★ Better Placed Ltd	Manchester	32	2001	4.7	▲14	-3	-3	10		Technical Resources L	Surrey	109	2000	4.1	▼1	7	17	38	
Blayze Group	London	28	2002	4.4	▼3	0	-18	-24		The ONE Group Ltd	East Anglia	100	2004	4.8	▲0	9	12	18	
Butler Rose	London	39	2014	4.8	▲0	-9	-7	3		twentyAI	London	62	2008	3.8	▲2	0	7	22	
Capital Staffing Service	London	31	2001	-	▲0	-14	-14	-23		Wenham Carter Group	Brighton	79	2001	4.6	▼1	13	13	18	
Carmichael Fisher Exer	California	48	2002	2.7	▲0	0	0	4		Wild Recruitment Ltd	Portsmouth	85	2001	4.7	▼1	-3	8	23	
Cherry Professional	Nottingham	29	2008	4.7	▲7	-9	-15	-12		Yolk Recruitment Ltd	Cardiff	61	2009	4.5	▲3	11	24	56	
Circle Square	London	37	2004	-	▲0	-5	-5	3		Zachary Daniels	Warrington	69	2012	5	▲0	10	28	35	
Clark James	East Midlan	38	2006	3.9	▲0	-3	-3	0		<b>101-500</b>		11428			▲0	▲2	▲4	▲16	
Concept Resources	West Midlar	47	1995	2.3	▼4	-11	-2	15		Argyll Scott	London	118	2009	4.2	▼1	-8	-21	-21	
Concilium Search	London	42	2015	4.6	▲0	-2	0	-16		ASA Recruitment	Edinburgh	230	1970	1.8	▲0	1	3	2	
Cooper Lomaz	East Anglia	32	1990	3.2	▲7	3	-6	-9		Barker Ross	Leicestershi	331	1988	4.1	▲0	2	4	9	
Distinct	Nottingham	36	2016	-	▲0	-8	-14	-16		BOSS Professional Se	London	141	2014	-	▼1	5	23	74	
Gordon Yates Recruitm	London	34	1947	-	▲0	6	-3	0		BPS World	Berkshire	145	2000	4	▲1	7	-2	11	
Meraki Talent Ltd	Edinburgh	41	2015	4	▼2	-7	5	37		Brightwater	Dublin	203	1998	3.6	▲0	2	0	5	
Pro-Recruitment Group	London	44	2007	4	▲0	5	7	26		Comensura	Luton	107	2001	3.9	▲0	0	0	3	
Robertson Bell	London	34	2007	3.7	▼8	-17	-23	3		Concept	West Midlar	192	2000	2.7	▲3	13	14	19	
Rubicon People Partne	Dorset	46	1982	5	▼2	2	15	0		Consulting Point	London	157	2003	4	▼7	-1	4	7	
Pearson Whiffin Recrui	Kent	41	2004	4.2	▲0	11	3	32		Couple UK	London	332	2009	4	▼2	-5	-11	-5	
Skillfinder International	London	43	2003	4	▲8	8	10	13		Coyle Personnel	Middlesex	555	1988	3.5	▲0	-1	6	25	
Stanford Black Limited	London	33	2015	4.1	▼8	-28	-27	3		CSG Talent	Leeds	243	2003	4.1	▲0	6	10	32	
The Business Connect	Cheshire	41	1988	1.9	▼5	-5	0	8		Freshminds	London	106	2000	4.3	▼1	-7	-10	-15	
<b>51-100</b>		3052			▼1	▼1	▼0	▲6		Fyte	Ile-de-Franc	160	2006	4.6	▼1	-2	-1	20	
Adaptive Business Gro	London	52	2005	4.6	▼4	-4	-16	-32		g2 Recruitment	Amsterdam	291	2004	4.8	▲3	17	32	36	
ADLIB Recruitment	Bristol	69	2000	4.8	▲0	-9	-12	-5		Gold Group	Sussex	218	2000	4.1	▲1	15	27	79	
Certain Advantage	London	69	1977	3.5	▲3	5	-4	-17		Goodman Masson	London	287	1993	4.4	▲1	5	6	19	
Allen Lane	London	48	2004	3.9	▼2	-13	-6	-6		GQR Global Markets	London	382	2009	2.8	▲0	-7	-14	11	
ASC Connections	Birmingham	54	1991	4.4	▲0	-4	0	4		Gravitas Recruitment G	London	258	2010	3.8	▼4	-12	-18	3	
Barclay Meade	Hampshire	89	2010	-	▲0	-2	-2	2		Hanover	London	183	1996	4.3	▼2	-1	5	16	
BIE Executive	London	101	1990	4.8	▲1	4	3	25		Hydrogen Group	London	488	1997	4.3	▼1	-1	0	9	
Blackwood Group	London	71	2000	4.5	▲3	3	9	15		Infinity Quest	West Midlar	387	2006	4.1	▲1	14	23	53	
Blue Pelican	Kent	54	2001	4.1	▲0	-4	-5	2		Innova Solutions Intern	Surrey	280	1978	-	▲0	-7	-15	-9	
Broster Buchanan	London	43	2015	5	▲0	-12	-12	-9		Interaction Recruitment	Cambridge	400	1986	3.4	▼0	2	3	9	
Change Recruitment	Glasgow	66	1970	3.5	▲2	-8	-7	-8		Investigo	London	368	2003	3.8	▼1	2	-1	16	
										Jackson Hogg Limited	Newcastle-1	113	2012	4.7	▲1	6	-7	15	
										KJCW	London	269	2007	3.8	▲0	6	13	23	
										Kintec Global Recruitm	Manchester	141	2001	3.2	▼1	5	3	36	



Company	Head Office	Employee Count	Founded	Glassdoor Rating	1 Month Growth (%)	6 Month Growth (%)	1 Year Growth (%)	2 Year Growth (%)	Trend	Company	Head Office	Employee Count	Founded	Glassdoor Rating	1 Month Growth (%)	6 Month Growth (%)	1 Year Growth (%)	2 Year Growth (%)	Trend	
Major Recruitment	Yorkshire	354	1992	4.1	▲1	4	6	18												
McGregor Boyall	London	102	1987	4.4	▲0	-6	-9	-2												
MCS Group	Belfast	113	2008	3.8	▼-1	0	13	36												
Morgan Hunt	London	466	1994	3.7	▲1	3	8	14												
New Street Consulting	London	169	2009	4	▲3	5	1	6												
Nigel Wright Group	Newcastle-	114	1988	3.9	▼-2	6	0	9												
Premier Group Recruit	Reading	241	2000	4.1	▲4	4	4	28												
psd Group	London	371	1991	3.9	▲0	3	2	6												
Pure Search	London	86	1999	4.2	▼-3	-1	-23	-13												
Sellick Partnership	Manchester	134	2002	4.3	▲0	-1	5	12												
SF Recruitment	Birmingham	182	1998	4.3	▲3	14	34	86												
Siamo Group	Birmingham	338	1984	3	▲1	5	10	28												
Talent Works	Northampto	109	2006	3.3	▲1	1	-5	-5												
Talos360	Warrington	148	2009	4.6	▼-1	-5	-6	-8												
TDA	New York	162	2009	-	▼-2	9	5	16												
The Barton Partnership	London	104	2007	4.4	▲1	1	1	28												
Vivid Resourcing Ltd	London	291	2004	4.7	▲2	5	37	73												
XML International	London	135	2004	3	▲3	4	7	29												
<b>500+</b>		<b>12406</b>			▲1	▲5	▲11	▲23												
24 Seven Talent	New York	3010	2000	3.9	▲2	14	26	149												
Ambition	Sydney	633	1999	4.3	▼0	4	7	122												
Bright Network	London	1523	2013	4.3	▲4	-2	9	115												
Gattaca	Hampshire	959	1984	3.8	▼-1	-2	0	97												
Grafton Recruitment	Italy	1209	1982	3.4	▲2	4	7	113												
Guidant Global	London	757	2001	3.9	▲1	-1	2	104												
Huxley	London	765	1995	3.3	▲0	6	9	111												
Oscar	Manchester	635	2001	4.4	▲0	2	11	133												
Progressive Recruitme	London	852	1990	3.1	▲1	4	5	115												
Rare Recruitment	London	1499	2005	3.3	▼-2	7	13	151												
Venn Group	London	564	2001	4.1	▲1	4	-2	105												
<b>Onsite</b>		<b>12001</b>			▲0	▼0	▼-4	▲6												
AMS	London	8411	1996	3.9	▲0	1	-3	6												
MBA	Cheshire	176	2007	-	▲2	★18	★50	★120												
★ Omni	Manchester	479	1997	4.6	▲2	9	18	51												
PeopleScout UK	London	79	1992	3.1	▼-1	-1	-16	-20												
Pontoon Solutions	Florida	1741	2013	3.8	▼-3	-8	-12	-5												
Resource Solutions	London	1115	1997	4.1	▲1	-4	-4	0												
<b>Property</b>		<b>723</b>			▼0	▲3	▲13	▲24												
Abbott Property Recruit	London	157	1959	3.6	▲1	11	30	32												
Boden Group	Birmingham	70	2012	5	▲1	9	13	37												
CCO Group Ltd	London	10	2018	5	▲0	-17	-23	-9												
Deverellsmith	London	89	2006	3.8	▲0	-3	-1	5												
Oyster	London	181	2004	-	▼-2	-8	6	20												
★ Property Management	London	140	2010	3	▼-1	12	16	31												
Rayner Personnel	London	37	2012	4.7	▲3	★12	★32	★23												
Regen Solutions	Enfield	11	2020	-	▼-8	0	22	★120												
TeamResourcing	London	28	1988	-	▲0	4	0	8												
<b>Sales</b>		<b>1126</b>			▼0	▲2	▲2	▼0												
BMS Performance	London	164	1990	4.4	▲3	12	17	41												
David Rose Group	Northwich	10	2017	-	▼23	-57	-50	11												
CD Recruitment	Surrey	125	1998	4.6	▲0	2	-3	-3												
Cobalt Recruitment	London	114	2001	4.4	▲3	-3	-6	-10												
Finlay James	Manchester	72	2003	4.7	▼-6	-10	-13	-30												
ion Search	Liverpool	30	2013	3.9	▲0	15	25	★43												
Pareto	Cheshire	409	1995	3.5	▲0	4	9	3												
★ Strive	Manchester	49	2018	-	▲7	★32	★32	★23												
The SJB Group	London	23	2003	4.7	▼-8	-23	-26	-30												
the rec hub	London	32	2018	4.2	▼-6	-11	-29	-35												
Wilton & Bain	London	98	2001	4.3	▲1	-1	-1	-7												
<b>Social Care</b>		<b>3140</b>			▼0	▲1	▲4	▲12												
4Recruitment Services	Essex	51	2005	4.2	▼-2	0	6	4												
Able Staffing	London	97	2013	3	▲1	3	11	45												
Amore Social Care	Liverpool	23	2017	2.8	▲0	10	21	15												
Ashberry Recruitment	Yorkshire	54	2010	3.9	▼-4	0	2	-7												
BRC Recruitment	Bristol	52	1999	3.3	▲2	2	8	13												
Bretsa Early Years Rec	London	53	2005	3.8	▲0	-10	-12	-7												
Brook Street Social Ca	Luton	212	1993	3.4	▲0	0	-5	0												
Carestaff Solutions Lir	Lancashire	96	2004	3.7	▲4	2	5	10												
Caritas Recruitment	London	89	2009	4.5	▲3	3	13	25												
Castlerock Recruitment	Merseyside	247	2000	3.5	▼-4	-7	-9	-14												
Charles Hunter Associ	Reading	75	2009	4.6	▼-3	★23	★39	83												
Domus Recruitment	Manchester	65	2009	-	▼-2	2	5	25												
Eden Brown Synergy	London	315	1989	4.4	▼-1	4	6	9												
HCL Workforce Solutio	London	162	2003	3	▼-1	-4	-1	1												
Liquid Personnel	Manchester	211	2006	4.2	▲3	2	3	9												
Little Ones UK Ltd	London	190	2005	3.2	▼-3	10	17	33												
Pertemps Social Care I	London	78	2016	-	▲1	8	4	5												
Sanctuary Personnel	East Anglia	341	2006	4.6	▲0	1	6	19												
Service Care Solutions	Lancashire	223	2005	4.2	▼0	7	6	12												
Social Personnel	London	102	2014	2.3	▼-2	-2	3	26												
Social Work Partners	London	58	2021	-	▲2	-2	5	66												
The Early Careers Con	London	20	2020	-																

# THE PURPLE PAGES



Company	Head Office	Employee Count	Founded	Glassdoor Rating	1 Month Growth (%)	6 Month Growth (%)	1 Year Growth (%)	2 Year Growth (%)	Trend	Company	Head Office	Employee Count	Founded	Glassdoor Rating	1 Month Growth (%)	6 Month Growth (%)	1 Year Growth (%)	2 Year Growth (%)	Trend
The Recruitment Co.	Northampton	769	1957	3.4	▲0	▲3	▲5	▲4		Proactive Global	London	117	2000	4.4	▲4	▲4	▲6	▲14	
<b>Empresaria Group plc</b>										Resourcing Group	London	154	2000	4	▼-2	▼-1	▼0	▼-3	
LMA Recruitment Form	London	10	1988	-	▲0	▼-9	▼-23	▼-23		Retinue Housing	Milton Keynes	7	2011	-	▼-13	▼-13	▼0	▼-22	
ConSol Partners	London	92	2008	3.3	▼-1	▲5	▼-1	▲7		Setsquare Recruitment	London	113	1987	3.8	▼-1	▼-3	▼-1	▲2	
Greycoat Lumleys	London	196	1996	4.2	▲2	▲3	▼-5	▲4		<b>Nicholas Associates Group</b>									
IMS Group	Gujarat	1183	2006	3.9	▲3	▲11	▲24	▲89		Ashley Kate HR & Fina	Nottingham	21	2001	-	▲0	▲0	▲0	▲0	
LMA Recruitment	London	125	1999	3.6	▼-2	▲0	▲4	▲25		Nicholas Associates	Sheffield	36	1977	3.5	▲0	▲0	▲0	▲6	
McCall Ltd	London	30	1992	5	▲0	▲0	▲11	▲15		Stafforce	Yorkshire	457	1977	2.8	▼-1	▲8	▲16	▲31	
<b>Frank Recruitment Group</b>										<b>Page Group</b>									
Anderson Frank	New York	144	2016	2.8	▲5	▲17	▲4	▼-13		Michael Page	Surrey	9987	1977	3.8	▲1	▲2	▲4	▲12	
Jefferson Frank	New York	183	2018	3.1	▼-2	▼-20	▼-30	▼-42		Page Executive	London	396	1976	4.1	▲3	▲9	▲10	▲33	
Nelson Frank	Pennsylvania	40	2018	3.4	▲5	▼-13	▼-15	▼-29		Page Personnel	Surrey	3960	1994	-	▲8	▲8	▲9	▲20	
Nigel Frank International	Newcastle-U	712	2006	2.9	▼-2	▼-2	▼-8	▼-17		<b>Parallel Consulting Group</b>									
Mason Frank International	London	225	2010	2.8	▲3	▼-7	▼-25	▼-43		I-Pharm Consulting	London	90	2008	3.7	▼-6	▼-7	▼-24	▼-30	
Washington Frank Inter	London	136	2014	3.4	▲1	▲0	▼-1	▼-16		Parallel Consulting	London	51	2004	3.9	▼-4	▼-25	▼-33	▼-18	
FRG Technology Cons	London	141	2017	3	▼-1	▼-8	▼-1	▲0		Apollo Solutions	London	42	2008	4.6	▲5	▲24	▲24	▲20	
<b>G2v Recruitment Group</b>										<b>Phaidon International</b>									
g2 Recruitment	Amsterdam	294	2004	4.8	▲4	▲18	▲34	▲37		DSJ Global	London	400	2008	3.5	▼-2	▲12	▲37	▲75	
Vivid Resourcing Ltd	London	291	2009	4.7	▲2	▲5	▲37	▲73		EPM Scientific	London	264	2012	2.8	▼-2	▼-11	▼-3	▲12	
<b>GI Group</b>										Glocoms	London	111	2013	3.9	▼-3	▼-8	▼-8	▼-1	
GI Group	Milan	13799	1998	3.9	▲1	▲8	▲15	▲32		Phaidon International	London	1309	2004	3.6	▲1	▲13	▲28	▲50	
Grafton Recruitment	Milan	1209	1982	3.4	▲2	▲4	▲7	▲13		Selby Jennings	London	789	2004	3.4	▼0	▲4	▲25	▲63	
Marks Sattin	London	213	1988	4.4	▼-1	▲4	▼-1	▲13		Halian	Hertfordshir	655	2010	3.7	▼0	▲5	▲9	▲26	
<b>Harvey Nash</b>										<b>SThree</b>									
Harvey Nash	London	3248	1988	4	▲0	▼-1	▼-5	▲1		Computer Futures	London	3329	1986	3.3	▲4	▲19	▲43	▲91	
Spinks	London	52	1989	4.6	▲0	▼-4	▼-28	▼-30		Global Enterprise Partr	Amsterdam	68	2013	2.5	▲0	▲5	▲3	▲13	
Alumni	Stockholm	225	1991	-	▼0	▼-12	▼-13	▼-13		Huxley	London	764	1995	3.3	▲0	▲6	▲9	▲11	
<b>Impellam Group</b>										JP Gray	Amsterdam	113	2002	3.9	▲2	▲5	▲9	▲18	
Impellam Group	Luton	617	2008	4.1	▲0	▲0	▼-3	▼-8		Progressive Recruitment	London	852	1990	3.1	▲1	▲4	▲5	▲15	
Comensura	Luton	107	2001	3.9	▲0	▲0	▲0	▲3		Real Staffing	London	757	1998	3.5	▲1	▲1	▲0	▼-1	
Guidant Global	London	757	2001	3.9	▲1	▼-1	▲2	▲4		SThree	London	7872	1986	3.7	▲1	▲10	▲18	▲36	
<b>Lorien</b>										<b>Xcede Group</b>									
Lorien	London	678	1977	3.8	▼-1	▼-3	▼-11	▼-10		EarthStream Global	London	163	2010	3.6	▼-3	▼-6	▲12	▲6	
SRG	Luton	711	1990	4	▲1	▲6	▲10	▲16		Xcede	London	176	2003	3.7	▼-3	▲14	▲30	▲8	
Celsian Education	London	195	1993	-	▲0	▼-2	▼-3	▼-8		Xcede Group	London	221	2020	3.4	▼-1	▼-6	▲1	▼0	
<b>InterQuest Group</b>										<b>The SR Group</b>									
InterQuest Group	London	169	2001	3.8	▼-5	▼-4	▼-13	▼-27		Brewer Morris	London	100	1987	3.8	▲0	▲15	▲52	▲127	
Albany Beck	London	222	2005	3.7	▼-6	▼-17	▼-26	▲9		Carter Murray	London	51	2000	2.9	▲6	▲6	▲9	▲28	
ECOM	London	783	1999	4.3	▲2	▲13	▲22	▲48		Frazer Jones	London	139	1996	3.6	▼-16	▼-21	▼-24	▼-20	
RDW	London	18	2002	-	▲0	▲20	▼-10	▼-36		Taylor Root	London	163	1989	3.7	▲6	▲11	▲21	▲26	
<b>LHI Group</b>										The SR Group	London	573	1987	4	▼-2	▼-1	▲3	▲13	
LHI Group	New York	524	2002	3.9	▼-1	▲1	▼-2	▲24		<b>The Advocate Group</b>									
Harper Harrison	London	20	2015	3	▲11	▲25	▲18	▲54		Milk Education	Merseyside	335	2015	3.9	▲2	▲22	▲44	▲139	
Lawrence Harvey	London	165	2002	3.4	▼-3	▼-1	▼-8	▲11		Aspion Search	Merseyside	58	2004	-	▼-3	▼-6	▼-2	▼-3	
SciPro	London	57	2012	2.5	▼-2	▼-3	▼-12	▼-2		The Advocate Group	Manchester	82	2012	5	▼-2	▲19	▲49	▲156	
<b>Experis/Manpower Group</b>										<b>The Hive</b>									
Experis UK	London	174	2012	3.6	▼-6	▲28	▲26	▲22		Nicoll Curtin	London	104	1999	4.4	▼-3	▲5	▲21	▲37	
Manpower UK	Middlesex	562	1956	3.7	▼-1	▼-4	▼-6	▼-3		<b>Trinnovo Group</b>									
<b>Morgan Phillips Group</b>										BioTalent	London	72	2019	4	▲1	▲36	▲41	▲1	
Morgan Phillips Group	Luxembourg	619	2013	4.3	▼0	▲2	▲4	▲13		Broadgate	London	52	2015	4.5	▼-2	▼-7	▼-5	▼-13	
Fyte	Ile-de-Franc	160	2006	4.6	▼-1	▼-2	▼-1	▲20		Trust In Soda	London	76	2013	4	▲0	▼-4	▼-3	▼-8	
<b>GAGE Specialist Recruitment</b>										Trinnovo Group	London	142	2018	4.1	▼-1	▼-7	▼-18	▼-31	
Butler Rose	London	39	2014	4.8	▲0	▼-9	▼-7	▲3		<b>Xcede Group</b>									
Caritas Recruitment	London	89	2009	4.5	▲3	▲3	▲13	▲25		EarthStream Global	London	163	2010	3.6	▼-3	▼-6	▲12	▲6	
Eden Brown Built Envir	London	154	1989	3.1	▼-3	▼-5	▼-3	▼-3		Xcede	London	176	2003	3.7	▼-3	▲14	▲30	▲8	
ewi recruitment	London	158	2011	4	▲1	▼-2	▲12	▲30		Xcede Group	London	221	2020	3.4	▼-1	▼-6	▲1	▼0	
GCS	London	1533	1991	3.3	▲0	▲6	▲12	▲18											
GCS Financial Service	London	30	2013	3.9	▲0	▼-14	▼-21	▼-21											



# PURPLE PAGES JULY '24

*An exceptional business attracts exceptional talent. Let's  
be exceptional together.*

[dg@ion-search.com](mailto:dg@ion-search.com)