

**A COMPLETE ANALYSIS OF
THE RECRUITMENT INDUSTRY**



PURPLE PAGES JULY '24

**PRODUCED BY
ION SEARCH &
WHITEHOUSE SEARCH PARTNERS**

**ASSESSING OVER
40,000 DATA POINTS FROM
1000+ STAFFING COMPANIES.**

WHAT'S INSIDE:

**TOP PERFORMING BUSINESSES PER
INDUSTRY**

**FULL GROWTH BREAKDOWN
INCLUDING 1 MONTH / 6 MONTHS / 1
YEAR OF EACH BUSINESS**

DATA SOURCE:





WELCOME TO JULY'S PURPLE PAGES

The Purple Pages is a monthly analysis of the recruitment industry's performance in the UK. This month the data has been taken from May's insights.

We analyze growth and retention rates for over a 1,000 companies using LinkedIn Insights and Glassdoor reviews. In this edition, our focus remains steadfastly on the core elements that shape the recruitment industry. We have analyzed industry growth and declines over the past two years for each company, as well as sector trends to identify and recognize the top performers in the last month.

At ion search, we pride ourselves on delivering excellence to our clients. We achieve this by scrutinising every inch of the market to make sure that we deliver top-tier candidates to high-calibre companies, striving for the best fit for all parties involved in our process. Alongside Whitehouse Search Partners, The Purple Pages is a testament to our commitment to delivering an exceptional service to our clients.

We know our clients and candidates insist on the highest level of service, so we give it to them. With our work we are recognised as the most trusted partner in Rec2Rec due to our uncompromising focus and attention to detail. We guarantee absolute satisfaction to both our trusted candidates and clients alike.

There are four main factors when moving roles: The People, The Company, The Job and The Timing. We ensure that all 4 boxes are ticked.

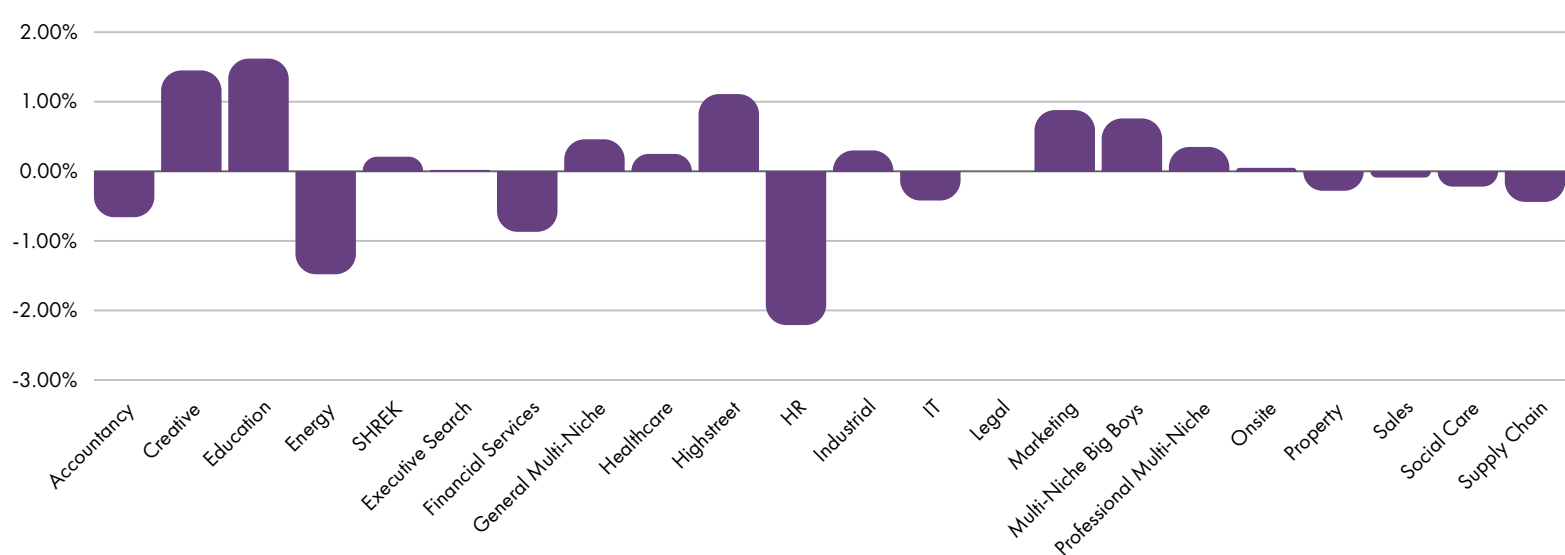
Sounds like a partnership? Let's talk business.

[Email: dg@ion-search.com](mailto:dg@ion-search.com)



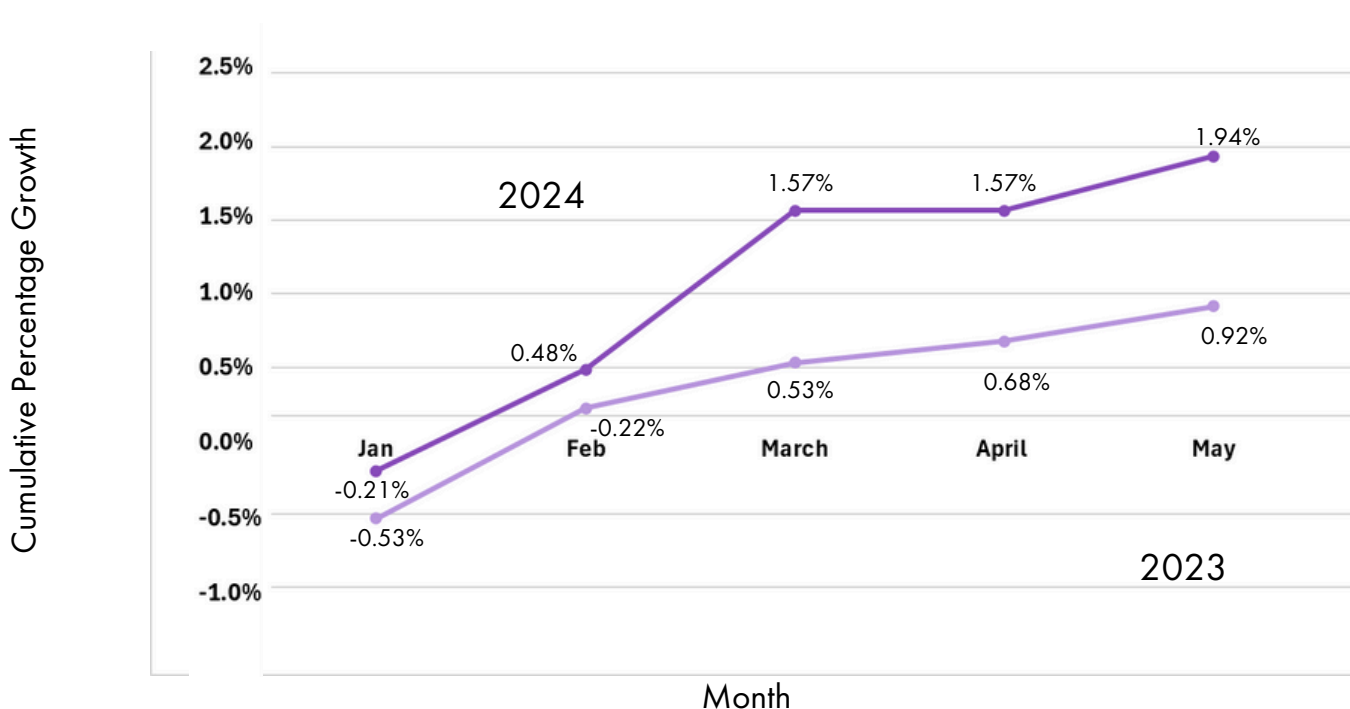
GROWTH BY INDUSTRY (May 2024)

The graph below illustrates the percentage growth of each industry within the recruitment sector in May 2024. Within the UK recruitment industry, the Education and Creative sectors have experienced the greatest incline and HR and Energy have demonstrated a slight decline.

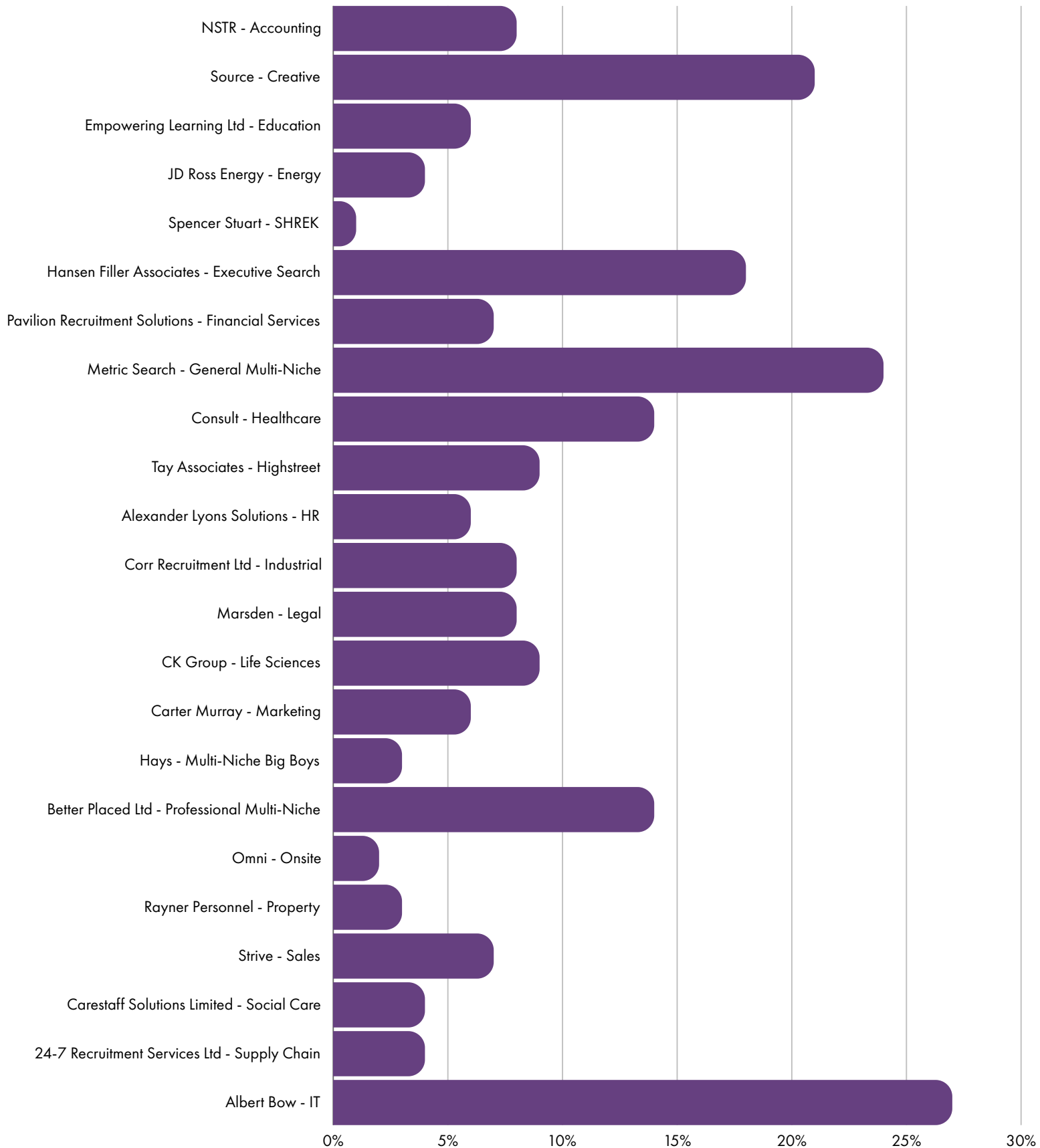


CUMULATIVE PERCENTAGE GROWTH OF THE RECRUITMENT INDUSTRY IN 2023

As illustrated within the below line graph, the recruitment industry has evidenced continuous month-on-month growth throughout 2023 and 2024. As of May 2024, the data indicates significant market movements and provides a basis for projecting future trends, essential for strategic planning and investment decisions.



TOP PERFORMERS PER INDUSTRY FOR MAY 2024





Company	Head Office	Employee Count	Founded	Glassdoor Rating	1 Month Growth (%)	6 Month Growth (%)	1 Year Growth (%)	2 Year Growth (%)	Trend	Company	Head Office	Employee Count	Founded	Glassdoor Rating	1 Month Growth (%)	6 Month Growth (%)	1 Year Growth (%)	2 Year Growth (%)	Trend
Accountancy																			
11-30																			
BTG Recruitment	Nottingham	22	2008	-	▼-8	-8	-8	10		Academic Appointment Leeds	Leeds	106	2004	3	▲1	12	19	25	
JasperRose	London	11	2015	3.8	▲0	-27	-15	-21		Academics Ltd	London	1027	2002	-	▲2	12	18	39	
★ NSTR	Manchester	13	2017	5	▲8	★44	-7	18		Affinity Workforce Solut	Birmingham	63	2017	5	▲5	13	24	47	
Recruitment Solutions	Rochdale	25	2004	5	▼-4	4	4	25		Axis Education Recruit	London	615	2001	3.3	▲2	10	18	36	
THEBIG4	Nottingham	22	2021	-	▼-4	5	★83	★450		Boston Rose	Bristol	30	2006	4.5	▲3	0	20	25	
31-50																			
Accountancy Action	Hertfordshir	40	2001	4	▼-2	3	3	21		Carbon Recruitment	Manchester	19	2000	-	▲6	6	27	73	
Axon Moore	Manchester	50	2003	4.1	▼-4	6	16	16		Celsian Education	London	195	1993	-	▲0	-2	-3	-8	
Butler Rose	London	39	2014	4.8	▲0	-9	-7	3		CER Education Recruit	London	517	2012	4.4	▲3	6	11	35	
Cameron Kennedy	London	42	1997	3.8	▼-2	-2	8	27		Clarus Education	London	35	2015	4.4	▼-3	-13	-8	-17	
KennedyPearce Consu	London	29	2006	4.4	▲0	4	-15	-12		Connex Education Part	Merseyside	451	2003	4.3	▲0	6	11	32	
Walker Hamill	London	41	1989	4.3	▼-5	-9	-2	3		Dovetail & Slate	Bristol	98	2018	4.8	▲1	17	27	85	
51-100																			
Adele Carr Recruitment	Cheshire	46	2003	4.5	▲7	0	-10	18		Educatate Staffing	London	90	2016	2.4	▲6	23	34	73	
AJ Chambers	Essex	67	2009	4.1	▲0	10	22	37		Edustaff	London	360	2010	3.2	▲0	5	1	14	
Brewer Morris	London	100	1987	3.7	▼-1	15	52	127		Empowering Learning I	London	375	2003	3.7	▲6	18	28	58	
Cedar	London	93	2003	4.7	▲0	6	18	43		Engage Education	Hertfordshir	699	2008	3.8	▲0	13	17	47	
CMA Recruitment Grou	Southampton	64	1980	4.6	▼-2	12	12	19		Envision Education	London	57	2014	-	▲6	19	★63	★171	
CMC Consulting Ltd	Hertfordshir	62	1991	3.9	▲0	-7	-7	15		Eteach	Berkshire	182	2001	2.3	▲2	-1	1	10	
Finatal	London	110	2010	4.2	▲3	8	26	93		Exclusive Education Lt	Warrington	82	2011	4.7	▲0	9	15	11	
Pinpoint Partners	London	57	2011	2.9	▼-7	-21	-22	-25		Eyeas Ltd	Birmingham	67	2005	4.4	▲0	-1	2	-15	
RK Accountancy and F	Lancashire	73	1996	3.9	▲0	-1	-4	-5		In Professional Develop	Greater Mai	71	2018	5	▲0	8	9	29	
Sheridan Maine	London	58	2001	3.9	▼-3	-8	2	18		JBD Recruitment	Kent	94	2014	3.2	▲4	11	12	18	
Taylor Hawkes	London	74	2016	-	▲4	21	42	236		Just Teachers	Yorkshire	957	2005	3.6	▲2	13	23	34	
101-500																			
Marks Sattin	London	214	1988	4.4	▼0	4	-1	14		M2 Education	Lancashire	67	2009	4.6	▼-1	-6	6	24	
Creative																			
Adrem Careers	London	38	1981	-	▲0	0	-21	-22		Monarch Education Re	Birmingham	528	1992	4	▲1	7	12	20	
Bespoke Careers	London	126	2004	3.8	▲5	6	15	45		New Directions	Cardiff	889	1999	3.8	▲1	5	10	26	
Blu Digital	London	49	2013	2.2	▲0	7	20	26		Now Education	Birmingham	466	2003	3.9	▲2	15	23	55	
Craft	Manchester	88	2014	-	▲5	38	60	★144		Principal Resourcing	Yorkshire	160	2004	3.7	▼-1	2	5	1	
Cogs Agency	London	44	2004	4	▼-2	5	-6	-6		Prospero Teaching	London	967	2000	3.5	▲3	12	24	51	
Creative Personnel	London	35	2000	4.2	▲3	3	3	13		The Protocol Group	Nottingham	208	1995	2.9	▼0	-2	-3	-10	
Devonshire	London	93	1987	3.7	▲1	1	7	11		Protocol Education	London	1776	1994	3.5	▲0	3	2	9	
DNA Recruit	London	18	2008	4.3	▲20	0	-18	6		Rotherwood	Lancashire	57	1976	3	▲2	2	8	8	
ECOM	London	783	1999	4.3	▲2	13	22	47		Salford Supply Desk Lt	Manchester	40	2001	5	▲0	5	3	8	
Futureheads Recruitm	London	21	2009	4.4	▲0	-22	-50	-56		SANZA Teaching Agen	London	157	1999	4.5	▲3	15	31	45	
Handle Recruitment	London	67	1978	4	▼-8	-11	-15	-1		Servoca Plc	London	201	2009	3.8	▼0	-3	-6	-8	
Impact Creative Recruit	London	35	2001	4.6	▲0	3	-8	-3		Smile Education	Birmingham	246	2009	4.5	▲6	21	27	66	
Major Players	London	80	1993	3.8	▼-2	-8	-21	-28		Sugaman Education	London	158	1982	3.5	▲1	6	7	17	
Mustard	Bristol	81	2009	4.1	▲0	4	13	40		Supply Desk Limited	Sheffield	440	2018	3.2	▲0	0	4	8	
Orchard	Sydney	186	1992	-	▼-1	1	2	-2		Teach In	London	77	2004	-	▼-1	-1	-4	1	
Profiles Creative	London	47	2003	3.4	▲0	-11	-13	-15		TeacherActive	Birmingham	1466	2004	4.1	▲2	8	15	40	
Prospectus	London	91	1956	4.1	▲2	-12	-10	-2		Teaching Personnel	Hertfordshir	4626	2011	4.1	▲1	6	9	22	
RedCat Digital	London	24	2000	4.8	▼-4	-20	-8	-8		Tempest Resourcing LI	London	178	2011	4.2	▲1	0	-5	12	
Salt	London	1056	2010	3.4	▲3	16	28	53		The Education Network	Newcastle U	161	1993	4.2	▼-1	7	5	13	
★ Source	London	29	2004	3.9	▲21	★142	★142	71		The Education Speciali	Liverpool	69	2002	-	▲0	5	3	35	
Sphere Digital Recruitn	London	153	2012	4.7	▲4	30	91	135		Timeplan Education Gr	London	296	1989	4.1	▲2	10	17	21	
The Up Group	London	42	2007	-	▼-2	-11	-19	8		TLTP Education	Essex	107	2006	3.4	▲2	-3	11	18	
Trust In SODA	London	76	2013	4	▲0	-4	-3	-8		Tradewind Recruitment	London	1327	2001	4.4	▲3	10	14	31	
WeAreAspire	London	317	1992	-	▲2	2	-1	2		Uniform Education	London	75	2015	4.1	▲6	★25	25	44	
Wiser Academy	London	135	2013	4.2	▼-6	-12	1	19		Veritas Education Recr	London	171	2015	4.2	▲6	20	15	43	
Education																			
22287																			
Energy																			
3066																			
Acre	London	247	2003	4.6	▲1	5	0	18		Vision for Education	Sheffield	1222	2008	4.4	▲3	10	22	37	
Advance Global Recruit	Edinburgh	140	2011	2.3	▼-2	3	22	35											
CCL Global	London	129	1981	-	▲3	4	3	21											
Drillmar Resources	Aberdeen	109	2008	2	▲0	3	-1	6											
ERSG Ltd	Kent	452	2008	3.8	▼0	-3	6	22											
ewi recruitment	London	159	2011	4	▲0	-2	13	30											
★ JD Ross Energy	London	148	2015	2.9	▲4	★18	★38	90											
Hudson Nutley Ltd	London	47	2006	-	▲0	0	0	0											
Pangea Talent Solutio	London	57	2010	3.8	▼-7	-16	-26	-10											
Petroplan	London	220	1976	3.7	▼-2	4	5	22											
Spencer Ogden	London	706	2010	3	▼-2	-1	-2	-6											
Stom4	London	84	2020	3.1	▼-13	-8	-1	91											
Taylor Hopkinson	Glasgow	174	2009	4.3	▼-3	-10	11	67											
The Green Recruitmen	London	143	2010	4.6	▼-3	8	36	★99											
Visuna	Tyne and Vi	251	1999	-	▼-2	1	3	1											

THE PURPLE PAGES



Company	Head Office	Employee Count	Founded	Glassdoor Rating	1 Month Growth (%)	6 Month Growth (%)	1 Year Growth (%)	2 Year Growth (%)	Trend	Company	Head Office	Employee Count	Founded	Glassdoor Rating	1 Month Growth (%)	6 Month Growth (%)	1 Year Growth (%)	2 Year Growth (%)	Trend
SHREK																			
		27885		▲0	▲0	▲1	▲7			Phipps Cameron	London	41	2014	-	▼-5	3	24	41	
★ Spencer Stuart	Chicago	3080	1956	4	▲1	★5	★6	13		Redgrave	London	61	2008	4.3	▲0	9	11	5	
Heidrick & Struggles	Chicago	2229	1953	3.9	▼-1	-1	-2	1		Renaissance Leadersh	Buckingham	12	2003	4.4	▲0	-29	-43	-63	
Russell Reynolds Asso	New York	2754	1969	-	▼-1	1	3	13		Ridgeway Partners	Boston	35	2005	4.4	▲0	3	13	17	
Egon Zehnder	Zurich	3220	1964	4	▲0	4	5	13		Savannah Group	London	87	2002	4.3	▲2	2	2	16	
Korn Ferry	Los Angeles	16602	1969	4	▲1	-1	0	4		Sheffield Haworth	London	218	1993	3.7	▼-1	1	-16	-2	
Executive Search																			
		6398		▲0	▲4	▲6	▲16			SRM Recruitment	London	34	2016	-	▲6	21	55	143	
360 Search	Dublin	15	2010	-	▲0	0	7	67		TF Global - Executive S	Leeds	13	2018	-	▲0	18	44	-24	
6 Group	Cheshire	61	2007	3.2	▲0	7	20	24		Tile Hill	London	52	2017	-	▲0	16	53	136	
Alexander Rose Intern	London	15	2020	-	▲7	-6	7	25		Timberseed	London	61	2016	4	▼-2	0	-2	7	
Approach People Recr	Dublin	47	2020	4.6	▼22	-2	9	9		TritonExec	London	67	2010	4.1	▲2	3	12	5	
Berwick Partners	London	60	2004	4.2	▲0	-8	-6	-12		Veredus	London	44	2010	4.1	▼-6	0	-4	0	
Calibre One	London	56	1999	-	▼-3	0	-5	4		ZEREN	London	38	2018	3	▼-3	-19	-33	-12	
Carlisle Kingswood Glo	London	25	2005	-	▼-4	-14	-17	-26		Financial Services									
Carter Schwartz	London	5	2014	-	▼55	-55	-62	-58		11-30									
Chameleon Internation	London	21	2011	3.6	▲0	11	-5	-5			4502			▼-1	▲0	▲3	▲22		
CLM	London	54	2020	3.8	▲4	★100	★125	135		Ad Idem Consulting	London	12	2016	-	▼-8	0	-20	-20	
CrimsonXT	Leeds	15	2018	-	▲7	-12	-12	67		Astute Recruitment	Derbyshire	16	2009	4.7	▲0	7	14	33	
Customer Management I	Altrincham	6	2014	4.6	▲0	50	-65	-75		Carlsbrook Partners	London	36	2010	-	▼-5	16	33	57	
Drax Executive	London	58	2003	4	▲0	0	-22	0		Engage People Recruit	Dublin	15	2016	4.8	▼12	7	36	15	
Ducatus Partners	London	19	2016	-	▲0	27	58	90		Ignata Finance - a ZRC	London	12	2017	-	▲0	-25	-20	0	
Erevena	London	70	2003	4.7	▲4	0	-19	-20		Lawbrook Partners	London	19	2013	3.1	▲0	0	-10	-10	
Ernest Hunter Green	London	24	2015	-	▼-4	-4	14	14		★ Pavilion Recruitment S	Brighton	30	2012	-	▲7	★20	★50	★173	
Eton Bridge Partners L	Berkshire	122	2010	4.7	▲1	9	13	23		Rosehill Search	London	17	2016	4.4	▲0	-6	6	55	
Executives in Africa Lin	London	29	2010	-	▲0	7	12	7		Venture Search	London	22	2019	5	▼-4	10	47	69	
ExecutiveSurf	London	52	2000	4.5	▲2	-2	-4	8		Recruit UK	Bristol	22	2006	5	▼-8	-27	-24	-21	
Execuzen	London	67	2000	3.1	▲0	-3	-3	0		31-50									
Fredriks	London	20	2016	3.1	▲18	54	67	122			434			▼-4	▼-7	▼-4	▲12		
The Fordy Group	Leeds	13	2018	-	▼28	-28	-43	-43		Adams and Oliver	Surrey	35	2002	-	▲0	-13	-10	-5	
FWB	Edinburgh	40	1993	-	▲11	-5	-2	11		Altum Consulting	London	34	2013	4.4	▲0	-6	-3	31	
GatenbySanderson	Leeds	251	2003	4.6	▲0	-1	5	22		Axon Moore	Manchester	50	2003	4.1	▼-4	6	16	16	
Gem Partnership	Newcastle-U	75	2009	2.8	▲6	9	12	29		Capio Recruitment	Bristol	24	2019	5	▼17	-31	-25	20	
Goodall Brazier	Leeds	46	2009	4	▼-2	-4	-2	-19		Communicate Recruitm	London	32	2004	4.7	▼11	-14	-3	19	
Green Park	London	386	2006	3.8	▼-1	1	6	30		FinTop Consulting	London	31	2017	4.1	▼-6	-18	-31	-11	
GTS Group Ltd	Milton Keyn	20	2020	-	▼-5	5	5	100		Highams Recruitment	Surrey	33	1983	-	▼-3	-3	-3	10	
G&E Partners	London	39	2017	4.7	▲3	30	26	15		Kea Consultants	London	40	2009	4.4	▼-2	-9	-2	3	
★ Hansen Filler Associat	London	13	2017	-	▲18	0	8	44		Lawes Consulting Gro	London	46	1987	-	▲2	5	5	10	
Hedley May	London	36	2009	-	▲0	9	-5	-8		Meraki Talent Ltd	Edinburgh	41	2015	4	▼-2	-7	5	37	
H&P Executive Search	London	54	2019	-	▲2	13	64	125		PaymentGenes Recruit	London	25	2003	4.2	▼-4	-4	-7	-14	
Horton International	Oxford	211	1978	3.7	▲0	3	1	6		SJC Partners	Manchester	43	2014	5	▲0	5	8	54	
HW Global	Didsbury	39	2005	-	▲0	5	0	15		51-100									
Inventum Group	London	36	2005	5	▲0	-5	3	29			962			▼-1	▼-2	▼-1	▲14		
IRG Executive Search	Manchester	23	2001	-	▲0	-8	-8	0		Arthur Recruitment	London	67	2004	4.3	▼-1	20	29	86	
Iving Knight Group	Leeds	31	2020	3.9	▼-3	-18	-50	-18		Astbury Marsden	London	60	1995	3.4	▲0	0	0	0	
JD Haspel	London	19	2006	-	▲0	0	-10	0		Barclay Simpson	London	64	1989	4.2	▼-2	-4	-2	8	
Joss Search	London	91	2010	4.8	▲7	20	30	69		ea Change	London	70	1998	3.9	▲1	6	6	35	
Mackinnon Bruce Intern	Leeds	82	2012	4.2	▲4	9	5	17		EC1 Partners Ltd	London	41	2008	4.5	▼-5	-9	-18	-7	
Marlin Hawk	London	56	2003	4.1	▲4	8	-5	10		Execuzen	London	67	2000	3.1	▲0	-3	-3	0	
Miller Leith	Melbourne	50	2012	3.9	▲6	11	25	67		GAP Talent	London	50	2000	3.4	▲2	-17	-21	-6	
Miles Advisory	London	15	2019	5	▲0	-12	-6	-6		HFG Insurance Recruit	London	106	2002	3.6	▲2	9	31	51	
Miramar Global Executi	London	51	2004	3.7	▲0	2	2	19		IDEX Consulting Ltd	Birmingham	73	2006	4.8	▼-1	-1	3	30	
MLC Partners	Westminste	28	2015	-	▼-3	12	17	47		KBW Financial Staffing	Bedford	88	2005	4.5	▲1	-1	0	22	
Nexus Search	London	72	2020	4.5	▼-1	29	76	★200		Kenton Black	Birmingham	82	2008	4.5	▼-1	1	-4	6	
Newman Stewart	Leeds	24	2011	3.8	▲0	-4	14	33		MERJE	Manchester	42	2011	5	▼14	-21	-21	-19	
Norman Broadbent Plc	London	73	1982	-	▲4	14	16	49		The Omerta Group	London	79	2002	4.7	▲1	1	5	10	
Oakstone International	Buckingham	26	1995	5	▼-7	0	-10	-16		Venquis	London	73	2011	3.7	▲1	-13	-18	-5	
Odgers Berndtson	London	1178	1966	3.9	▼-1	2	4	6		101-500									
Odin Partners	London	34	2015	-	▼-3	-8	3	31			2905			▼-2	▼-2	▼-3	▲11		
Options Group	New York	291	1992	4.2	▲1	8	24	27		Amstrong International	London	129	1989	4	▲0	4	7	8	
Pacific International Ex	London	120	1997	-	▼-4	-8	-6	10		Albany Beck	London	222	2005	3.7	▼-8	-18	-26	9	
Page Executive	London	397	1976	4.1	▲2	9	11	33		Black Swan Group	London	109	2010	3.2	▼-3	-2	10	20	
PartnerWise	Harrogate	21	2013	2	▲0	-5	31	31		Bruin	London	92	2010	3.9	▲1	-4	-10	8	
Penna	London	473	1974	3.5	▼-1	-2	1	5		BSM Group	London	231	2011	4.2	▼0	4	12	19	
PER	London	212	1998	-	▲7	47	84	168		Dartmouth Partners	London	145	2012	3.8	▼10	-8	-15	4	
Perrett Laver	London	168	2001	3	▼-3	-12	-8	8											



Company	Head Office	Employee Count	Founded	Glassdoor Rating	1 Month Growth (%)	6 Month Growth (%)	1 Year Growth (%)	2 Year Growth (%)	Trend	Company	Head Office	Employee Count	Founded	Glassdoor Rating	1 Month Growth (%)	6 Month Growth (%)	1 Year Growth (%)	2 Year Growth (%)	Trend
Remedy Recruitment	Essex	149	2003	5	0	9	34	48		Medecho Ltd	London	140	2004	3.8	-1	16	26	56	
Seven Resourcing	Ipswich	141	2011	4.3	0	4	9	34		Medforce Healthcare	RDublin	35	2008	4.3	-3	21	67	250	
SRI	London	467	2001	-	0	4	16	44		MedGen Healthcare	Surrey	128	2015	2.7	-1	-3	0	7	
STR Group	Portsmouth	128	2000	3.9	1	1	2	6		Medicare First	London	47	2004	-	0	0	-4	-4	
Stratium Group	Leeds	91	2018	4.5	0	-16	-25	20		Medicor	Hampshire	154	2012	-	2	8	18	33	
Swanstaff Ltd	Kent	151	1997	3.1	-1	-2	-3	-3		MedicsPro	Essex	264	2001	4.4	4	6	6	16	
The Noel Group	Dublin	220	1987	3.7	2	5	0	18		Medplacements	Essex	89	1995	3.8	1	6	7	6	
Venatu Recruitment Gr	Yorkshire	122	2016	3.8	1	-4	-5	13		Merco Medical	London	79	2002	3.3	0	-8	-6	8	
VHR Global Technical	London	180	2003	4.1	-1	10	18	50		MPA Recruitment	Derry	179	1997	4.7	3	6	15	22	
WINNER	West Midlar	139	2001	-	2	12	19	74		MSI Group Ltd	London	226	2002	3.1	2	7	4	23	
										Mylocum Group	Essex	82	2005	3.8	0	-13	-17	9	
										National Locums	Milton Keyn	154	2009	3.9	5	6	16	36	
501+		42586			0	-2	-3	-7		NHS Professionals	Hertfordshir	5209	2004	3.6	0	3	10	26	
										Nurseplus UK Ltd	Kent	1150	2005	3.8	0	1	3	13	
										OneCall24 Limited	London	297	2015	3.8	0	-2	-4	3	
Cielo Talent	Wisconsin	1986	2005	3.8	-2	-10	-15	-25		Panoramic Associates	Bristol	79	2018	4.9	-4	-13	-8	23	
Gap Personnel	Chester	567	1997	3.9	1	4	8	16		Piers Meadows Recruit	London	30	1999	4.2	-3	-9	-9	-9	
Meridian Business Sup	Manchester	543	1989	4.3	1	3	5	11		Positive Healthcare	London	54	2016	4	-2	-2	13	54	
The MCG Group	Hertfordshir	954	2009	4	0	3	7	15		ProMedical	Essex	142	2007	3.5	1	9	14	26	
The Recruitment Co.	Northampto	796	1957	3.4	4	7	9	8		Pulse Jobs	Hertfordshir	696	1989	-	0	42	40	47	
										Pure Healthcare Group	London	60	2020	-	5	11	54	122	
Healthcare		27005			0	0	3	16		Purosearch Healthcare	Manchester	33	2006	-	0	0	3	22	
										Radian Resourcing	Glasgow	19	2014	-	6	12	-10	58	
Pulse (trading name of	London	70	2008	-	-4	-4	-4	-1		Secure Healthcare Soli	Wolverham	93	2015	3.4	3	11	24	58	
Abrivia Recruitment Sp	Dublin	24	2006	-	0	-14	-8	20		Sensible Staffing	Barnet	60	2002	3	0	3	-5	5	
Access Healthcare	Dublin	186	2017	-	3	15	27	50		SJB Medical	London	41	2011	3.1	-2	-2	8	11	
Acacia Group	London	6016	1983	3.9	0	-7	-6	5		Star OUTICO	Warwickshir	1	2002	3.8	0	0	0	0	
Allied Healthcare	Staffordshir	1373	1972	2.8	0	0	3	6		Team24	London	74	2005	2.5	3	0	-1	0	
Athona Group	Essex	239	2003	3	0	-4	-1	13		Tempdet Recruitment	London	137	1996	-	0	6	10	26	
Avanta Care Ltd	Leeds	2	2013	4.5	0	0	0	-33		TFS Healthcare	London	193	2010	3.6	2	2	1	4	
Bank Partners	London	338	1995	3.3	0	-2	-5	-5		The GP Locum Agency	Southampto	11	2013	-	0	-15	-8	-8	
Cavity Dental Staff Age	Berkshire	147	2006	4.5	3	6	7	23		TTM Healthcare Group	County Clar	625	2002	3.3	2	3	7	16	
Chase Medical	Sheffield	78	2010	5	7	13	20	16		Your World Recruitmen	London	707	2005	3.9	0	5	10	32	
Clarity Recruitment	Dublin	14	2011	-	-7	-7	0	27											
Compass Associates	Portsmouth	89	2009	4.8	-1	11	16	37		Highstreet		19288		1	4	7	16		
Consult	Sheffield	74	2003	-	14	85	100	111		24 Seven Talent	New York	3019	2000	3.9	3	15	26	50	
Cromwell Medical Staff	London	141	2011	-	-3	-8	-11	23		Admiral Recruitment	London	133	1995	3.8	-1	-1	1	2	
Day Webster Group	Essex	366	2009	3.7	0	-2	-3	17		AM2PM Group Holding	Birmingham	289	2003	3.4	0	7	15	33	
Direct Medics Healthca	Belfast	206	2000	4.3	0	0	12	30		Angela Mortimer Group	London	89	1976	2.4	-1	-7	-9	3	
DRC Locums Limited	Milton Keyn	308	2001	4.5	-3	-6	4	26		Appetite4Recruitment	Waterloo	32	2003	5	0	3	-6	-6	
ENS Recruitment	Essex	78	1991	4.2	0	7	8	5		Arc Hospitality Recruitm	Merseyside	836	2008	3.9	1	1	-6	-3	
Evergood Associates	Hertfordshir	62	2003	-	3	7	13	13		Artisan People Group	London	331	1984	3.1	2	3	-4	22	
Fresh Medical Group	Milton Keyn	38	2003	-	3	9	9	15		Aspire Recruitment	Manchester	40	2003	4	0	3	18	25	
Global Medics	London	267	2001	3.4	-1	-4	2	13		Beauty Consultants Bu	London	55	1986	-	-2	-2	-2	-4	
Globe Locums	London	412	2011	4	0	-1	8	51		Berkeley Scott	London	298	1984	3.8	0	2	0	3	
Hallam Medical	Sheffield	132	2007	3.9	-4	-5	-4	15		Blue Arrow	Luton	2622	1959	3.5	0	2	4	10	
Hartmann Young	Leeds	22	2008	4.4	10	0	-27	-4		Brightsparks	London	408	2003	3.9	3	9	14	39	
HG Group	London	53	2009	3.8	6	26	36	77		Brook Street	Uxbridge	1416	1946	3.4	1	2	0	10	
HCL Healthcare	London	86	2003	-	0	-1	1	9		Career Moves Group	London	58	1987	4.3	-2	-2	-2	-5	
HCRG	London	115	2000	2.5	6	7	14	53		Carlton Recruitment	Surrey	32	1999	2.8	0	0	3	3	
Head Medical	Edinburgh	50	2000	4.8	4	11	9	6		Change Hospitality	London	79	2004	4.5	0	-7	-8	8	
Healthcare Staffing 24	London	98	1998	-	1	0	0	-8		Contract Options	London	100	2010	3.7	-1	4	8	11	
Healthdaq	Dublin	38	2015	-	-5	-32	-33	-7		CVUK Group	London	49	2003	3.5	-2	7	11	17	
Hunter Healthcare	London	99	2011	4.4	0	5	15	48		Fashion & Retail Perso	London	234	1991	3.7	0	2	4	4	
iCare24 Group	Birmingham	71	2013	3.3	-5	-28	-38	13		First Call Contract Serv	Hertfordshir	283	1996	3.8	3	10	24	33	
ICG Medical	London	331	2015	3.1	2	-9	-5	40		Flair Events People Ltc	Cheshire	199	2000	4.7	4	2	-3	-9	
ID Medical	Milton Keyn	971	2002	4	1	3	9	24		Focus Management Cc	Cheshire	42	1990	3	0	0	0	11	
Independent Clinical St	London	49	1992	-	-8	-9	-14	-28		Four Seasons Recruitn	London	133	1981	3.8	1	1	9	21	
Interact Medical Ltd	Berkshire	122	2006	-	3	5	12	31		Freedom People	London	102	1997	4.2	-3	0	2	4	
Kare Plus	West Midlar	449	2010	3.7	0	6	11	20		Greycoat Lumleys	London	195	1996	4.2	1	2	-6	4	
Kate Cowhig Internatio	Dublin	32	1990	4.2	3	3	14	52		Group Eleven	Manchester	41	1996	-	5	41	86	215	
Keystream	London	61	2011	4.2	0	-3	-8	15		Huntress	London	350	2000	4.3	0	-1	-1	4	
Leaders in Care	Manchester	44	2017	4.7	0	0	-6	69		Jubilee Hospitality	Birmingham	149	2003	2.7	3	10	24	45	
Locum Vision	Milton Keyn	57	2011	2.7	-2	4	6	0		Knightsbridge Recruitr	London	20	1982	4.6	0	5	11	33	
Lucas Love Healthcare	Belfast	57	2008	4	4	0	0	12		LRL	Hindley Gre	71	2015	-	0	6	13	45	
MAS Medical Staffing	Manchester	625	2002	2.3	0	1	6	6		MacGregor Black	Tyne and V	33	2017	4.6	-6	3	22	32	
Maxima Group	London	175	2001	4.1	-3	-21	-23	-11		Manpower UK	Middlesex	562	1956	3.7	-1	-4	-6	-3	
Mayday Healthcare	London	176	2003	3.3	1	-1	-3	-1		McCarthy Recruitment	Warrington	45	2005	4.5	2	7	5	36	
Med Doc Healthcare	Dublin	15	2018	-	-6	-12	-12	36		Mint People	Manchester	322	2007	3.4	3	9	13	48	
Medacs Healthcare	Yorkshire	1058	1990	3.9	0	3	6	10		Off To Work	London	1038	2000	3.7	-1	-2	-3	3	
										Office Angels	London	1413	1986	4	5	11	28	43	
										Pertemps Network Gro	West Midlar	2260	1961	3.8	0	2	6	13	
										QS Recruitment	Nottingham	48	1992	3.1	2	2	0	-14	
										RE Recruitment	Gloucesters	94	2001	4	-1	-10	-7	-14	
										Remploy	Leicestershi	769	1945	3.4	0	-1	-1	-4	
										Renard Resources Ltd	London	31	1996	3.9	0	-3	-3	-3	



Company	Head Office	Employee Count	Founded	Glassdoor Rating	1 Month Growth (%)	6 Month Growth (%)	1 Year Growth (%)	2 Year Growth (%)	Trend	Company	Head Office	Employee Count	Founded	Glassdoor Rating	1 Month Growth (%)	6 Month Growth (%)	1 Year Growth (%)	2 Year Growth (%)	Trend
Ritz Recruitment	London	39	1977	4.6	0	-1	-13	-13	↘	TeamResourcing	London	28	1988	-	0	4	0	8	↘
Roc Recruitment	London	26	1991	3.6	▲4	0	-10	-4	↘	Torque Consulting	Manchester	19	2019	5	0	0	73	★217	↘
Select Recruitment Spr	East Anglia	86	1995	4.5	▲2	10	13	12	↘	Unite People	Leeds	33	2016	-	▲3	50	65	65	↘
Seven Search and Sek	Leeds	34	2002	4.6	0	13	10	21	↘	Vertical Advantage	London	20	2012	4.4	0	-5	0	-9	↘
Sure Recruitment Grou	Glasgow	56	2014	4.5	▲4	-2	0	6	↘	Vertical Recruitment	Manchester	15	2008	4	0	15	25	50	↘
Tate Recruitment	London	206	1985	4.1	▲0	-2	-5	0	↘	White Label Recruitme	Manchester	22	2009	4.9	▼-4	-4	5	16	↘
★ Tay Associates	London	35	1999	3.7	▲9	-8	-8	3	↘	We Build Recruitment	Manchester	17	2019	-	▲6	-6	6	-6	↘
The Recruitment Grou	Derbyshire	128	2021	3.2	▲1	-3	3	10	↘										
Tiger Recruitment	London	144	2001	4.4	▲4	11	14	35	↘										
TPP Recruitment	London	132	1996	4.3	▼-1	-2	-1	4	↘										
										31-50		2053		▲0	▲3	▲5	▲15		↘
HR		1106			▼-2	▼-1	▼-7	▼-12	↘	Aby Resources Ltd	Glasgow	40	2005	3.9	0	3	8	14	↘
★ Alexander Lyons Soluti	London	17	2011	-	▲6	★42	★70	13	↘	Alexander Associates T	Westerham	34	1989	4.7	0	-3	10	10	↘
Angel Recruitment	London	100	1965	-	▲2	1	-1	-7	↘	Andersen James Grou	Manchester	27	2015	4.8	0	-7	-4	-7	↘
Annapurna	London	125	2013	3.7	▲3	4	-2	0	↘	Approach Personnel	Nottingham	54	2007	-	▲6	8	10	15	↘
Connectr	London	53	2011	3.8	▼-7	-7	-16	-30	↘	ASP Group	Manchester	36	2006	3.9	0	6	9	16	↘
Frazer Jones	London	146	1996	3.6	▼13	-17	-21	-16	↘	Build Space	London	38	2004	4.3	0	-5	-7	23	↘
HR GO Recruitment	Kent	3	1957	3.5	0	-57	-40	-50	↘	Calibre Search	Leeds	40	2009	3.3	0	-7	-5	8	↘
Join Talent	Edinburgh	168	2018	3.8	▼-4	19	4	-13	↘	Castlefield Recruitment	Manchester	51	2013	4.8	0	6	16	46	↘
Kinetic Plc	Manchester	59	1983	4.1	▲2	4	2	9	↘	Cityscape Recruitment	Hertfordshir	32	2009	3.2	▼-6	10	23	39	↘
Levy Search	Farringdon	39	2000	-	0	3	5	3	↘	Clearfield Recruitment	East Anglia	37	2008	4.7	▲3	-3	-14	9	↘
Love Success	London	103	2010	4.6	0	1	2	5	↘	Core Talent Recruitme	Manchester	33	2007	4.2	▲3	-6	-6	-3	↘
Morgan Spencer Recru	London	49	2001	4.7	▼-2	-9	-14	-29	↘	Corrigan Bentley Grou	Sussex	29	1998	5	▲4	-3	-6	-6	↘
Oakleaf Partnership Lir	London	58	2005	4.1	▲4	-9	-26	-15	↘	CSC Recruitment (Corr	London	37	2005	4.5	0	-5	-16	-16	↘
Prescient Recruitment	Manchester	6	2020	-	0	0	-40	0	↘	D&D Recruit	Cheshire	38	2013	-	▼-5	-3	6	-19	↘
The Curve Group	Northampton	95	2004	4.4	▼-1	-6	-21	-19	↘	DBR Group	Manchester	36	2001	-	0	6	9	20	↘
Troi	London	30	2017	3.5	▼-3	11	-12	-57	↘	E3 Recruitment	Yorkshire	50	2013	5	▼-4	-2	4	9	↘
VVA (Victoria Wall Ass	London	55	1989	4.6	0	4	17	★41	↘	Eleven	Manchester	50	1998	4.7	▲2	56	67	92	↘
										ETS Consulting Ltd	Lancashire	31	2004	-	0	3	0	15	↘
Industrial		49762			▲0	▲4	▲8	▲17	↘	Future Engineering Re	London	45	2009	3.5	▼-2	10	29	32	↘
11-30		829			▼0	▲1	▲2	▲17	↘	Gillespie Manners Glot	Hertfordshir	46	2004	4.2	▼-2	2	7	15	↘
300 North	Leeds	18	2015	-	0	6	0	13	↘	Insignis Talent	Portsmouth	26	2000	-	0	4	-10	-4	↘
Adepto Technical Recr	Cheshire	27	2015	-	▼-4	4	23	69	↘	JAM Recruitment	Manchester	42	2000	3.4	▲2	17	24	56	↘
AER International	London	12	2007	-	0	-8	0	20	↘	Just Construction Recr	Kent	39	2012	-	▲5	11	-7	8	↘
Appleton Finn	Leeds	14	2015	-	▲8	17	0	0	↘	Kingston Barnes	Bristol	34	2013	5	▲6	10	26	31	↘
Applica	Manchester	26	2018	4	▲4	30	37	100	↘	The Lignum Group	Cheshire	40	2015	-	0	0	-2	5	↘
Applied Executive Sele	Worcester	12	1989	-	▲9	9	-8	-8	↘	M4 Recruitment	Berkshire	55	2015	3.1	▲4	6	17	34	↘
Arden White	Dorset	14	2018	-	0	-13	-30	-13	↘	MAC Projects Internati	Newcastle-	34	2012	4	▼-3	-3	0	21	↘
Atkins Search	Nottingham	12	2015	-	▲9	-14	0	20	↘	McCarthy Recruitment	Cheshire	45	2005	4.5	▲2	7	5	36	↘
Cariera Limited	London	12	2013	-	0	-20	-8	20	↘	MEM Recruitment	Northampton	47	1994	4.4	0	0	0	9	↘
Cast UK Limited	Manchester	24	2004	3.4	▼-8	9	4	-20	↘	Millar Cameron	Oxfordshire	47	2007	4.7	0	7	27	38	↘
Circle Foods	Cambridge	25	2017	3.2	▼11	9	-4	67	↘	On Target Recruitment	Surrey	51	1994	4.1	0	0	6	11	↘
Charles & Charles Grou	London	25	2016	3.7	0	-4	14	67	↘	Owen Daniels Consult	Surrey	53	2011	4.9	▲2	15	20	18	↘
Connect Grp UK Ltd	Brighton	11	2017	-	0	-8	-8	0	↘	Peace Recruitment Grc	Edinburgh	37	2009	5	0	0	-5	12	↘
Cubed Talent	Yorkshire	22	2012	5	▼-8	-19	-24	-15	↘	Potensis Selection Ltd	London	42	2000	2.9	▼-2	2	0	-14	↘
dt source	London	32	2013	4.6	0	23	28	28	↘	Precision People UK	Leicestershi	38	2004	2.8	0	6	-3	19	↘
Empire Recruitment Ltc	Ireland	14	2013	-	0	0	-7	-7	↘	Principal People	Hampshire	46	1986	4.9	▼-4	5	2	12	↘
EVera Recruitment	West Midlar	24	2020	5	▲9	41	26	60	↘	Professional Construct	Surrey	35	2004	1.9	▲3	3	3	21	↘
Future Build Recruitme	London	29	2009	-	0	7	7	16	↘	Project Resource Ltd	West Midlar	49	2002	3	0	0	-2	0	↘
Groomfield Recruitmen	Birmingham	22	2007	4.2	▼-4	-19	-4	5	↘	Red Rock Consultants	Birmingham	41	2009	3.9	▲3	17	28	58	↘
Hexa Services (UK) Ltc	Manchester	24	2007	-	0	0	-4	0	↘	The Recruitment Statio	Leicestershi	32	2006	-	▼-3	-3	-3	-9	↘
Ideal Employment	West Bromw	19	1996	-	▲6	-14	-14	0	↘	Scantec Recruitment	Merseyside	47	1990	4	0	0	2	-13	↘
Infinitek Limited	Manchester	17	2019	-	0	-11	-15	89	↘	SJC Partners	Manchester	43	2014	5	0	5	8	54	↘
Invision Recruitment L	Bishops Sto	14	2009	-	0	0	0	17	↘	SSA Recruitment Grou	London	46	2008	4.3	▲2	0	24	39	↘
Iram Associates	Manchester	49	2015	4.4	▲4	9	-2	29	↘	Streamline Recruitmen	London	46	2004	-	▲5	7	10	10	↘
James Gray Recruitme	Glasgow	21	2006	-	▼-5	17	24	-25	↘	Strong Recruitment Grc	Surrey	42	2007	4.7	▼-2	-7	2	5	↘
LER (SG) Ltd	Manchester	8	2010	-	0	-20	-38	-27	↘	TEC Partners - Techni	East Anglia	35	1999	-	0	-10	-26	-3	↘
Morgan King Construct	Leeds	22	2015	4.7	0	-8	-8	38	↘	Think Recruitment Grc	Birmingham	38	2004	2.2	▼-3	6	3	9	↘
Morgan Ryder	Liverpool	25	2002	5	▼-4	-4	0	0	↘	Thrive Group UK	Wiltshire	50	2021	-	▲2	0	19	39	↘
Mpowering People	Yorkshire	22	2019	5	▼-4	-15	-8	57	↘	TRbuild Solutions	London	27	2015	1.7	▲4	-4	-18	29	↘
Perpetual Partnerships	Cheshire	16	2010	-	▼-6	-11	-6	14	↘	Vision Personnel Limite	Essex	30	2011	-	0	-12	-17	11	↘
Rogers McHugh Recru	Manchester	13	2020	4.5	0	-7	0	0	↘	Workstream Constructi	Oxfordshire	32	1993	2.6	0	-3	-3	3	↘
Round-Peg Solutions (I	Manchester	16	2017	-	0	0	23	60	↘										
SEP Resource Solutio	Liverpool	9	2019	4.1	0	-18	-31	-36	↘	51-100		5114		▼0	▲4	▲7	▲19		
TEC Group Internation	Manchester	25	1980	3.6	▼-4	-11	-7	14	↘	1st Step Solutions Ltd	Essex	62	2004	4.7	0	2	0	3	↘
										360 Recruitment Limite	Nottingham	71	2010	1.8	0	11	11	42	↘
										Accept Recruitment	Leicestershi	58	2015	3.5	▲5	2	-9	-3	↘
										ACS Staffing Solutions	Northampton	63	2011	-	▼-2	7	9	21	↘
										ADR Network	Luton	110	1997	2.8	▲4	18	18	31	↘
										Aeropeople Ltd	Essex	78	2001	3.9	▼-1	3	8	-15	↘

THE PURPLE PAGES



Company	Head Office	Employee Count	Founded	Glassdoor Rating	1 Month Growth (%)	6 Month Growth (%)	1 Year Growth (%)	2 Year Growth (%)	Trend	Company	Head Office	Employee Count	Founded	Glassdoor Rating	1 Month Growth (%)	6 Month Growth (%)	1 Year Growth (%)	2 Year Growth (%)	Trend
Amida Recruitment	London	51	2009	4	▲4	2	9	13		Acorn by Synergie	Newport	381	1992	3.9	▼-1	-3	-3	3	
Astute People	Portsmouth	71	2006	-	▼-1	-7	6	39		Advanced Resource M	Hampshire	154	1996	4	▲1	1	-3	-2	
ATA Recruitment	Leicestershi	103	1963	4.1	▲4	6	11	18		Anderselite	Manchester	258	1966	4.1	▲1	0	-4	-2	
Autotech Recruit	Milton Keyn	51	2010	2.9	►0	4	4	9		Apex Resources Ltd	Hertfordshir	155	2004	3.4	▲2	1	7	17	
Baltic Recruitment	Durham	50	2006	3.9	►0	2	-2	9		Aspire Recruitment Grc	Milton Keyn	203	1995	4.1	►0	-1	-1	-2	
Blueprint Recruitment	Fareham	59	2006	4	►0	26	55	84		Berry Recruitment	Hertfordshir	522	2009	3.2	▲1	7	11	18	
Boden Group	Birmingham	70	2012	5	▲3	9	13	37		BMSL Group	London	178	1996	3.4	▲1	6	11	25	
Build Recruitment	London	53	2010	4.6	►17	-12	-12	-2		Carbon60	Fareham	294	1978	3.5	▲0	2	2	10	
Building Careers UK	Lancashire	65	2007	4.2	►0	14	35	59		Carrington West	Portsmouth	125	2011	4.9	▼-3	-2	7	29	
CareerMakers Recruitn	Manchester	87	2007	3.9	▼-1	10	12	36		Caval Ltd	Leeds	166	2008	4	▲5	11	24	55	
Cavendish Professiona	London	82	2009	3.7	▼-2	0	8	24		CCL Global	London	129	1981	-	▲3	4	3	21	
City Site Solutions Ltd	London	99	2000	3.9	▲2	18	16	21		CG Consultants	Surrey	103	1976	4.7	▼-1	1	1	1	
Class1Personnel	London	78	1999	-	►0	10	20	39		Challenge-trg Group	Manchester	331	2011	4.4	▲2	-2	10	47	
Clemtech	Hampshire	76	1998	2.4	▼-1	0	6	12		Daniel Owen	Berkshire	283	1986	4	▲1	-16	-6	26	
Concept Recruitment G	Leeds	65	2006	3	▲7	3	5	8		Drivers Direct Recruitr	Cheshire	164	2002	3.9	►0	1	3	16	
Conrad Consulting	East Anglia	43	2001	4.7	►0	0	-10	-9		Dutton Recruitment	Sheffield	124	1982	4.3	▲1	7	6	12	
Construct Recruitment	London	67	2000	4.5	▲2	3	2	5		Encore Personnel	Leicestershi	212	2002	4.3	▼-1	-6	-25	-32	
Core Group	Buckingham	78	2017	3.4	▼-1	-6	-9	-7		Extrastaff Ltd	Hertfordshir	302	2003	4.1	▲1	5	9	27	
CORErecruitment Ltd	London	66	2005	4.6	▲3	12	20	53		Falcon Green	London	178	2012	4	▲4	9	22	37	
Corepeople Recruitm	Durham	52	1990	3	►0	2	2	8		Faststream Recruitmen	Hampshire	152	1999	4.6	▼-1	1	7	22	
★ Corr Recruitment Ltd	Berkshire	24	2002	3.7	▲50	★118	85	71		Fawkes & Reece	London	190	2001	3.4	▲2	7	10	27	
Crewit Resourcing Gro	London	55	2012	3.6	▼-5	-7	-5	-10		First Recruitment Grou	Cheshire	123	1997	4.5	▼-2	-1	-1	-2	
D R Newitt Recruitmen	Edinburgh	93	2002	4.8	▲2	1	11	39		Fusion People	Hampshire	282	2004	3.8	▼0	3	6	3	
DCS Recruitment	Manchester	90	2007	4.3	▲7	17	17	23		Ganymede	Derby	413	1998	3.7	▼0	-1	3	11	
Deploy Recruitment Gr	London	87	2013	-	►0	10	18	30		HVAC Recruitment Lim	Denbighshir	103	2005	4	▼-3	5	24	63	
Essential Recruitment	East Midlan	93	2006	4.5	▲1	7	6	11		ITS Building People	Berkshire	197	1973	3.8	▲3	5	5	12	
Ethero Strategic Staffin	West Midlar	76	2010	3.8	►0	10	12	23		Jackson Hogg Limited	Newcastle-t	113	2012	4.7	▲1	6	-7	15	
First People Solutions	Glasgow	104	1998	3.8	▲1	2	7	9		Jark Recruitment	East Anglia	309	1996	3.3	▲0	1	10	17	
GPW Recruitment	Merseyside	64	1973	-	▲2	8	12	23		JMC Aviation	Exeter	260	2008	3.6	▲1	15	46	163	
Highfield Professional	Hampshire	62	2006	4.6	▲2	7	5	27		KPI Recruiting Ltd	Cheshire	162	2008	4	▲5	21	41	49	
Humres - Construction	London	91	2009	-	▲5	18	20	36		Linear Recruitment Ltd	Sheffield	151	2001	4	►0	10	18	22	
Hunter Selection	Bristol	75	2005	4.9	▲3	7	14	32		Linsco Ltd	Nottingham	254	1978	2.8	▲2	8	14	30	
Ideal Recruit Limited	Manchester	6	2008	4.3	▼93	-93	-93	-94		Logical	Leeds	114	2006	-	▼-1	-4	-2	5	
Jonathan Lee Recruitm	West Midlar	97	1978	3.3	▲2	9	9	5		Mackenzie Stuart	Leeds	160	2005	3.3	▼-4	-5	-16	-3	
JSS Search	London	87	2016	4.9	▲4	40	67	211		Mane Contract Service	Hertfordshir	198	1993	4.5	▼-1	6	11	19	
Kenect Recruitment	Staffordshir	109	2012	4.3	▼-1	5	18	56		McGinley Support Serv	Hertfordshir	510	1978	2.8	▲1	5	12	13	
Key People Limited	Hertfordshir	54	1991	2.9	►0	0	0	2		M&E Global	West Midlar	572	2000	-	▲3	10	19	40	
Leader Engineering	London	55	2005	3.1	▲2	6	6	10		Omega	Gloucesters	377	1998	-	▲4	78	★98	122	
Millbank	Cheshire	78	1985	4.4	▲1	0	8	16		One Way	Hampshire	261	2005	4	▲3	9	15	25	
Minstrell Recruitment L	London	58	2007	2.9	▲4	2	5	4		O'Neill & Brennan UK	Hertfordshir	424	1990	3.8	▲0	1	8	16	
Mtrec Recruitment and	Newcastle-t	68	2006	4	▲1	6	13	3		Pin Point Recruitment	Tyne and V	199	1998	4.1	▲2	7	6	16	
Niyaa People	Birmingham	68	2008	4.1	▲3	6	17	62		Planet Forward	Illinois	169	2009	4	▼-1	0	3	1	
Optima Site Solutions L	Middlesex	101	2002	2.6	▲1	12	16	38		Premier Work Support	West Midlar	133	2004	4.1	►0	8	13	23	
Kingdom People - Bury	Lancashire	58	2016	-	▼-2	-15	-12	21		Proactive Personnel Lt	West Midlar	195	1999	4.4	▼-1	-2	2	6	
Penguin Recruitment	Birmingham	63	2004	3.8	▼-3	0	2	24		Proactive Global	London	116	2000	4.4	▲3	4	5	13	
Pioneer Selection	Hertfordshir	50	2007	4.7	▲2	6	9	25		Proman UK	Manchester	270	1983	4	▼0	7	22	57	
Pure Staff Ltd	Birmingham	80	2009	3.8	▼-1	-4	-6	-5		PSR Solutions	West Midlar	184	2005	4.3	▼-1	-3	-12	-4	
Quicktemp - Driving & I	Surrey	60	2013	-	►0	3	5	9		Quest Employment	East Midlan	261	1993	3.8	▼-2	1	-3	-6	
Regional Recruitment	Leicestershi	67	2008	4	▲3	29	49	60		Resourcing Group	London	154	2000	4	▼-1	-1	0	-2	
RGB Network	London	15	1999	4.1	►0	25	25	50		Rise Technical	Bristol	306	2005	4.7	▼-2	1	23	34	
Roevin	Calgary	57	1969	3.9	▼-2	-2	-2	-24		Rullion	Cheshire	468	1978	4.3	►0	3	7	13	
Russell Taylor Group	Cheshire	105	2005	4.5	▼-1	7	13	18		Setsquare Recruitment	London	113	1987	3.8	▼-2	-3	-1	2	
Samuel Knight Internat	Newcastle-t	82	2013	4.7	▲1	-1	14	28		Shorterm Group	Middlesex	273	1972	3.1	▼-1	3	12	23	
Select Offshore	Essex	97	2013	-	▲4	33	62	131		Skilled Careers	London	129	2009	3.5	▼-1	5	9	25	
SER Limited	Lancashire	57	2007	4.1	▼-3	6	8	14		Smart Solutions Group	Newport	216	2007	-	▲1	-1	-4	-6	
Shirley Parsons	Buckingham	82	2005	4.2	▲5	6	9	46		Staffing Match	Middlesex	164	2014	3.4	▲1	2	1	5	
Sphere Solutions Ltd	Cardiff	76	2005	-	▼-1	1	12	36		Stafforce	Yorkshire	458	1977	3.3	▼-1	8	16	30	
Team Recruitment (Ab)	Aberdeen	64	1997	-	▲5	8	14	36		TaskMaster Resources	Leeds	252	1994	3.8	▼-2	0	6	18	
TeamJobs	Dorset	64	2002	4	▲5	8	-4	10		The Shore Group	Sussex	247	2008	3.6	▼-1	-2	-2	18	
The HSE Recruitment I	Birmingham	97	2002	-	▲1	5	5	17		Thor Companies	London	116	2012	3.7	▲3	0	7	9	
Time 4 Recruitment So	Cardiff	70	2001	3.4	►0	-24	-24	-16		Thom Baker Group	Nottingham	180	1988	4	▲1	4	18	36	
Time Recruitment Solu	Manchester	81	2002	3.3	▲3	3	11	17		TXM Recruit	Milton Keyn	154	2005	4.2	▲2	3	8	11	
Tradeline Recruitment	Bedfordshir	84	2008	-	►0	2	11	33		Vital Human Resource	Manchester	521	1983	4	▲0	3	11	19	
Vantage Consulting	Staffordshir	65	2009	4.7	▲5	-4	-12	3		Workchain	Derby	140	2006	3.5	▲3	3	11	9	
Vital People	Cheshire	43	2011	2.9	▼-4	-14	-14	-14		WRS - Worldwide Recr	Cheshire	374	2008	4.1	▲1	3	5	26	
Workforce People Solu	Manchester	94	2006	3.5	▼-3	-2	9	77											
										501+		26121			▲0	▲3	▲8	▲17	
101-500		15645			▲1	▲4	▲8	▲18		Airswift	Houston	2215	1979	3.9	▼-3	-5	-1	6	
										Brunel	Amsterdam	5361	1975	3.9	▲0	2	4	12	



Company	Head Office	Employee Count	Founded	Glassdoor Rating	1 Month Growth (%)	6 Month Growth (%)	1 Year Growth (%)	2 Year Growth (%)	Trend	Company	Head Office	Employee Count	Founded	Glassdoor Rating	1 Month Growth (%)	6 Month Growth (%)	1 Year Growth (%)	2 Year Growth (%)	Trend	
Driver Hire Nationwide	Yorkshire	923	1983	4.5	▲2	5	13	22		Org3D	Manchester	16	2018	4.5	▼6	14	-20	-16		
Job&Talent	London	3216	1992	4.2	▲0	2	4	15		Osmii	London	18	2011	4.8	►0	-18	-28	-33		
Macdonald & Company	London	2511	1992	4.4	▲3	13	32	66		Oxygen Digital	Chelmsford	22	2017	4.4	▼4	5	22	29		
Matchtech	Hampshire	706	1984	4.2	▼-1	-2	2	2		Platinum Group	London	31	2021	4.5	▲7	11	29	82		
Morson Talent	Manchester	1648	1969	4	▼-1	0	0	4		Portland Resourcing	London	27	1996	3.5	►0	0	0	-7		
NES Global Talent	Altrincham	738	1978	4.2	▼0	-2	-2	-5		Reload Search Ltd	New York	17	2000	-	▼-6	-11	21	21		
NRL	Lancashire	656	1983	4.4	▲1	6	16	30		Robertson Sumner Ltd	Buckingham	19	2000	4.2	▲6	6	12	-10		
Orion Group	London	1176	1987	4.4	▼0	2	4	12		Ronald James Group	Newcastle L	22	2015	4.4	►0	-12	-8	38		
SRG	Luton	708	1990	4	▲0	6	10	15		SearchDATA Group	Leeds	9	2014	5	►0	13	-18	-36		
Staffline Recruitment L	Nottingham	2038	1986	4	▲2	7	13	23		SearchWorks	London	10	2019	4.2	▼-9	-17	-41	-29		
The Best Connection	West Midlar	1953	1991	3.4	▲1	9	16	34		Select Tech	Essex	30	2011	-	►0	30	43	76		
TRS Staffing Solutions	South Carol	1070	1984	3.8	▲1	7	12	24		ShortList Recruitment L	Chester	16	2013	1.6	▼11	-11	-20	-24		
IT										31-50										
		68157		▼0	▼0	▼-1	▲2					2651		▲0	▼-1	▼-1	▲9			
11-30		1494		▲1	►0	▼0	▲7													
Abika	Surrey	24	2009	4.5	►0	0	-11	-14		★	The People Network	Wiltshire	21	2003	-	▲17	17	0	0	
Adalta	Manchester	12	2010	-	►0	-33	-33	-40		Trident Search	London	31	2020	-	▲7	7	41	94		
★ Adria Solutions Ltd	Cheshire	14	2004	4.7	▲17	8	27	100		TrioTech Recruitment	Essex	19	2017	-	►0	0	-5	27		
Albany Partners	London	19	2012	5	▲12	6	-21	-24		Usurpo	Berkshire	16	2011	3.6	▲7	45	23	23		
★ Albert Bow	London	14	2018	4.7	▲17	40	0	17		VIQU IT Recruitment	Birmingham	27	2014	4.9	►0	13	-10	-4		
Allegiance Group	Manchester	13	2009	3.8	▼-7	-35	18	117		Vivo Talent Solutions	Birmingham	18	2019	-	►0	-5	0	64		
Amicus	Manchester	40	2017	2.2	►0	14	74	111		WRK digital	Leeds	10	2022	-	▼-9	0	43	★900		
Applause IT Recruitment	Birmingham	14	2000	3.8	▲8	-18	-22	-22		WSS Associates	London	23	2003	3.2	▲5	15	44	156		
Apply Recruitment	Manchester	9	2017	-	►0	0	-10	-36		Zelo Digital Recruitment	London	10	2017	5	▼-9	-38	-38	-23		
Arcus Search	London	17	2016	-	▼-6	6	13	89		Zync.	Manchester	18	2015	-	▲6	-10	-18	-14		
Aretiforce	London	7	2023	-	►0	17	40			31-50										
Candela Search	London	12	2013	-	▲9	0	9	20		5Values	Bristol	33	2016	5	▲6	-3	-8	18		
Candour Solutions	Cheshire	15	2014	4	▲7	36	114	114		Allum	London	46	2019	-	▼-4	-13	-13	-4		
Catch Resource Manag	Surrey	25	1999	5	►0	-4	9	14		Amber Resourcing	Manchester	30	2019	3.4	▼-9	-30	-43	-17		
Cathcart Technology	Edinburgh	25	2009	3.8	►0	-14	-7	-7		Blu Digital	London	49	2013	2.2	►0	7	20	26		
Chapman Tate Associa	Birmingham	12	2014	3.1	▼-8	0	9	0		Bright Purple	Edinburgh	34	1995	3.7	▲3	-6	-11	-15		
Cititec Talent	London	17	1998	4.5	►0	-32	-37	-55		C4S Search	Wiltshire	42	2012	4.3	▲2	2	-2	8		
Clear Edge Search & E	Leeds	10	2011	4.6	►0	0	-64	-64		Certes IT Service Solut	Birmingham	43	1983	3.9	▲2	0	-7	-12		
Cloud Decisions	Derbyshire	9	2019	4.8	►0	-18	-31	-25		Certus Recruitment Gr	London	30	2001	3.9	▼-6	-14	-32	-33		
Connexa IT Recruitme	Manchester	10	2022	-	►0	0	-23	67		Circle Recruitment	Manchester	47	2003	3.6	▼-2	-10	-11	2		
Cornucopia IT Resourc	Surrey	23	2006	4.9	▼-8	-12	-8	-12		Claremont Consulting	London	43	2002	4.7	►0	-2	-9	10		
Cyberri®	London	38	2015	-	▲12	★73	73	124		Consortia	Bristol	35	2009	4.7	►0	0	-26	-24		
★ C-Enable	London	7	2022	-	▲17	40	75		Core Tech Recruitment	London	34	2018	3.6	▲3	-3	-28	-15			
DJR	London	14	2021	-	▼-7	-7	27	75		Coreteam	London	40	2019	4.5	►0	5	33	135		
Elizabeth Noman Inter	London	12	1989	5	►0	-8	0	20		CPS Group (UK) Limite	Cardiff	45	2003	3.1	▲7	-10	-6	15		
EmpHire Recruitment	London	23	2015	5	►0	15	21	28		Cubiq Recruitment	Salford	41	2010	4.9	▼-2	8	21	37		
Enertek Group	London	19	2020	-	►0	0	0	46		CyberForce Global	London	25	2020	3	▼-4	-34	-26	-17		
Eurobase People	Essex	22	1999	4.2	▲5	10	-12	5		Cyberteam	London	41	2004	3.3	►0	0	11	3		
Fairmont Recruitment	Manchester	12	2008	5	►0	0	0	33		Datascope Recruitmen	London	32	1991	4.2	▼-9	-3	-3	0		
Foman IT	Sussex	16	1988	4.4	►0	0	-6	-20		Digitach Resourcing	Kent	33	2010	3.9	▲3	-6	-11	-30		
Fomula Recruitment	London	28	2017	5	►0	17	12	40		Dome Recruitment Gro	Guilford	23	1998	-	►0	-15	-23	-28		
Fuel Recruitment	Warwickshii	21	2003	4.2	▲11	-5	-9	-28		Durlston Partners	London	34	2010	4.6	▲6	3	-19	0		
Gerrard White Consulti	Tunbridge v	22	2002	4.9	▲5	10	22	29		ECS Resource Group	West Midlar	42	1989	4.5	►0	2	2	24		
GS Solutions	London	18	2022	-	▲6	38	★125	350		Eligo Recruitment	London	50	2001	4.1	▲2	9	14	9		
iFindTech Ltd	London	13	2015	-	▲8	8	30	0		Elison Consulting Ltd	Newcastle-L	42	2014	4	▼-5	0	24	24		
iKas International	London	26	2004	3.5	►0	-4	-7	-10		EmergeTech	London	53	2017	-	▼-2	-10	-4	61		
Inoltra	London	25	2016	4.6	▲9	14	47	213		Enzo Tech Group	London	71	2021	4.3	▲4	51	78	274		
Instinct Resourcing	Manchester	17	2011	4.4	►0	-6	6	6		ESP	Manchester	52	2005	4.7	▲2	11	16	44		
Intec Select	Kent	32	2016	4.1	►0	19	14	60		Expand group	Brighton	46	1998	-	▲5	5	-2	10		
The Candidate Recruit	Manchester	22	2012	-	▲10	-8	-29	-21		Express Recruitment	Nottingham	35	1987	2.4	▲6	6	6	13		
ISL Talent	Bristol	28	2007	4.4	►0	-7	0	-18		Focus on WD	Sussex	38	2015	-	►0	-12	-17	6		
James Adams	Birmingham	15	2020	5	▼-6	-12	-17	7		Fruition IT	Leeds	47	2008	4.2	▼-2	9	18	38		
James Chase	Brighton	15	2008	-	►0	-17	-21	-29		GCS Financial Service	London	30	2013	3.3	▼-3	-14	-21	-21		
Koda Staff	London	37	2016	2	▲3	6	19	68		GemPool Recruitment	Dublin	30	2011	4.9	▼-6	-17	-23	-40		
Langham Recruitment	London	16	2018	-	▼-6	-6	-16	-30		Hanson Regan	London	43	2006	3.8	▼-4	-10	0	-4		
Langley James	London	24	1999	4.5	▼-8	-8	-4	-4		Involved Solutions	London	42	2006	2.9	▼-2	-2	5	27		
LT Harper	London	15	2017	-	▲15	-12	-12	-12		ISR Recruitment	Sale	39	2005	3.9	▲3	5	0	11		
Marlin Green	London	8	2010	4	▼20	-27	-50	-81		Hortor Limited	Leeds	22	2014	3.7	▼-8	-21	-39	-50		
Method Resourcing	Bristol	21	2018	-	▲5	5	24	17		Hunter Bond	London	89	2014	4.3	▲7	33	93	154		
Mexa Solutions	Fareham	10	2015	4.9	►0	-17	0	11												
Moriati Digital Recruitm	London	13	1988	-	▼-7	-7	-7	8												
Natio Recruitment	London	15	2016	-	▼-6	-17	-29	-12												
Nord Group	London	12	2016	-	▼-8	50	50	-33												



Company	Head Office	Employee Count	Founded	Glassdoor Rating	1 Month growth (%)	6 Month growth (%)	1 Year growth (%)	2 Year growth (%)	Trend	Company	Head Office	Employee Count	Founded	Glassdoor Rating	1 Month growth (%)	6 Month growth (%)	1 Year growth (%)	2 Year growth (%)	Trend
Infomr	London	43	2008	3.4	▼-2	-4	-4	-2		Oliver Bernard	London	46	2010	4.8	▼-2	18	-4	10	
JPS Selection Ltd	Birmingham	30	2008	3.4	▼0	-17	-14	-19		Parallel Consulting	London	51	2004	3.9	▼-4	-25	-33	-18	
Linksap Europe Ltd	Hertfordshir	52	2015	3.7	▲4	16	24	18		Pentasia	Surrey	80	2001	4.3	▼-4	-5	-2	21	
LMRE	London	26	2018	4	▼0	-26	-40	-45		People Source Consult	Bristol	45	2002	4.3	▼-10	-4	-4	-12	
MAM Gruppe	London	48	2005	3.9	▼-2	2	4	41		Recruit 121 Group	Cardiff	59	2000	4.8	▼-3	-5	-2	11	
Masentó Group	London	41	2017	5	▼0	0	11	37		Redline Group	Luton	90	1982	2.9	▲3	11	15	11	
Maxwell Bond	Manchester	48	2016	5	▼-4	9	9	37		Redrock Consulting Ltc	Bristol	63	2005	4.2	▼-2	0	0	5	
Morpheus Talent Solut	London	35	2006	3	▼-3	-17	-17	-22		Saragossa	London	100	2014	4.2	▲3	12	47	75	
Omerita	Saffron	48	2009	-	▲7	23	41	55		Senitor Associates	Cheshire	60	1999	4.1	▼0	-14	-9	-8	
Optimum IT	Kent	43	1998	3.6	▼-2	-2	-2	-4		Signify Technology	London	62	2016	4.4	▲5	0	-15	-16	
Oracle Contractors	Surrey	55	1999	-	▲2	12	20	34		Skillsearch Limited	Brighton	46	1990	4.6	▼-8	-8	-6	28	
Oxford Knight	London	46	2010	4.7	▼-2	2	2	24		Sola Group	London	67	2005	4.3	▼0	3	3	18	
People Talent	Bristol	29	2019	4.2	▲7	0	-15	12		Solutions Driven	Glasgow	54	1998	4.6	▲2	0	-16	-18	
Radley James	London	33	2009	4.7	▼0	0	-8	10		Source Technology	London	79	2015	-	▲7	11	11	7	
Reesmarx	North Caroli	32	2001	4.5	▼-6	0	-11	-24		Spinks	London	52	1989	4.6	▼0	-4	-28	-30	
Reperio Human Capita	Dublin	35	2010	4.3	▼-8	-26	-3	-10		Square One Resources	London	73	1995	4	▼-5	-4	-3	-1	
Scene	London	37	2019	-	▼-3	-14	-20	-10		SR2 - Socially Respon	Bristol	64	2017	4.9	▼-4	-4	-4	28	
Senovo IT Ltd	London	35	2013	4.5	▲3	-8	9	17		Swan IT Recruitment	London	61	1999	-	▼-2	-2	0	13	
Skilliantech	London	57	2005	4.7	▲4	10	19	24		SystemsAccountants	London	84	1997	4.3	▼-1	0	-1	-3	
SmartChoice Internatio	London	31	2019	1.5	▼-9	-14	-14	3		Talent Point	London	49	2002	3.8	▲4	-9	-14	-36	
SmartSourcing Ltd	Staffordshir	38	2002	5	▼0	0	-5	-14		TechNET IT Recruitme	Milton Keyn	47	2001	4.5	▼-2	0	-8	-4	
Tank Recruitment	Truro	52	2014	4.7	▼0	2	11	16		Templeton and Partner	London	74	2003	3.3	▲6	3	0	30	
The Bridge IT	Leeds	47	1981	4.8	▼0	-2	4	27		THRYVE	Berlin	59	2014	4.2	▼-6	2	11	16	
The JM Longbridge Gr	London	41	2015	-	▼0	-5	-5	-7		TRIA	Bristol	60	2015	-	▼0	0	11	28	
Wave Talent	London	36	2019	5	▼-3	-3	6	89		Trilogy International	London	73	2014	3	▲1	7	11	35	
WeShape	London	47	2019	4.7	▲9	7	21	42		twentyAI	London	62	2008	3.8	▲2	0	7	22	
William Alexander Recr	London	35	2010	4.5	▼0	-3	-3	3		Universe Technology	London	79	1996	3.4	▼-1	-1	-2	0	
51-100		4502		▼0	▼0	▼-2	▲8			VMA GROUP	London	36	1978	4.5	▼-10	20	20	71	
Alexander Ash Consult	London	53	2005	4.2	▼0	4	-9	29		WA Consultants	Exeter	70	1988	4	▲3	4	8	9	
Allen Recruitment Cons	Dublin	51	1998	4.1	▼-9	-30	-36	-31		Xpertise Recruitment	Derby	48	2012	3.6	▼-2	-19	-17	-6	
Big Cloud	Manchester	64	2013	5	▲2	2	12	33		101-500		10666		▲0	▲0	▼-2	▲3		
Bond Global	London	53	2020	4.8	▲4	8	-12	18		Acolyte Group	London	100	2010	3.9	▼0	-3	0	-5	
Burns Sheehan	London	57	2004	4.1	▲2	6	-7	10		Amoria Bond	Manchester	320	2006	4.2	▲1	7	14	39	
Caspian One	Dorset	70	2004	4.3	▲1	-1	9	40		Anderson Frank	New York	144	2016	2.8	▲5	17	4	-13	
CBSbutler	Surrey	72	2002	3.9	▼-3	3	6	11		Anson McCade	London	117	2000	4.4	▼-2	-9	-13	-8	
Chapter 2	London	96	2020	4.5	▲8	25	25	45		Apps IT Limited	London	153	2001	-	▼0	-1	0	5	
Cloud International	London	32	2016	3.8	▼-6	-27	-35	-37		Archer - The IT Recruit	Dublin	175	2006	-	▼-2	4	5	9	
ConSol Partners	London	92	2008	3.3	▼-1	5	-1	7		Arrows	London	129	2003	-	▼-1	-2	2	-6	
Cognitive Group	London	47	2007	4.3	▲2	0	4	7		Austin Fraser	Reading	161	2007	-	▼-4	-13	-25	-17	
Corecom Consulting	Leeds	57	2008	4.7	▼-2	-2	-12	0		Capax RM	London	102	2012	3.8	▼0	-1	-21	23	
Cornwallis EIT	London	53	2001	3.3	▼0	4	2	-2		Client Server	London	186	1999	4.3	▼0	12	44	94	
developrec	London	51	2020	-	▲6	13	0	4		Darwin Recruitment	Essex	145	2001	4.2	▼-5	-14	-24	-9	
Emerald Technology	Birmingham	74	2000	3.7	▼-1	1	16	28		Digital Gurus	London	195	2008	4.3	▼0	7	6	23	
erg group	Birmingham	58	2003	-	▲2	-3	4	23		Distributed	London	150	2017	4	▼-7	5	-1	65	
Europa London	London	53	2016	-	▼0	4	4		Empiric	London	194	2005	4.3	▼-2	7	0	30		
European Recruitment	Brighton	58	2009	4.7	▲2	-9	-24	-13		Energize Group	Manchester	117	2006	4.5	▲1	2	-10	-6	
Franklin Fitch	London	76	2011	4.8	▲1	-6	4	27		eSynergy	London	133	2001	4.3	▲4	7	17	45	
Full Circle Recruitment	London	96	2002	3.8	▼0	-2	-3	-1		Evolution	Warrington	235	2010	3.3	▼-1	-4	-3	6	
Gazelle Global	London	72	2011	3.9	▲1	6	1	-10		Explore Group	London	134	2000	3.5	▲1	3	11	9	
Gibbs Hybrid	Surrey	58	2005	4.4	▼-2	-11	-2	4		First Point Group	London	244	2005	4.3	▼0	-3	-10	-8	
Harrington Starr	London	65	2010	4.2	▼0	0	-3	25		FRG Technology Cons	London	141	2017	3	▼-1	-8	-1	0	
Head Resourcing	Edinburgh	40	2001	4.5	▼0	-11	-25	-26		Glocoms	London	111	2013	3.9	▼-3	-8	-8	-1	
Henderson Scott	Buckingham	64	1999	4.3	▲3	-4	-4	-6		Hamilton Barnes	London	105	2014	4.5	▲5	-12	2	81	
IC Resources	Reading	99	1999	4.8	▼0	6	13	38		Hamham	London	207	2006	3.6	▼-1	-4	-14	1	
IDPP	London	68	1983	4	▲1	0	5	13		InterEx Group	London	128	2016	3.8	▼0	20	22	125	
In Technology Group	Manchester	56	2019	4.5	▼-10	-10	8	75		io Associates	Bristol	139	2014	4.9	▼0	3	11	45	
Intuition IT	London	67	2006	-	▲5	12	20	76		Jefferson Frank	New York	183	2018	3.1	▼-2	-20	-30	-42	
IT Talent	Reading	101	2004	3.1	▼0	4	3	9		Jumar	Solihull	261	1999	3.4	▲1	1	0	14	
IT Works Recruitment I	Lancashire	75	2004	-	▼0	0	-3	9											
ITECCO	Manchester	44	2017	4.1	▲2	-14	-42	-44											
KDR Talent Solutions I	Cheshire	59	2003	4.3	▼0	7	11	7											
Levy Professionals	Amsterdam	84	2000	4.2	▲2	11	6	33											
Locke Staffing Group	London	51	2016	-	▲2	-20	-14	24											
Montash	London	76	2004	3.7	▲9	4	-1	41											
Nexere Consulting	London	35	1998	3.5	▲3	-24	-51	-45											
Noir	London	60	2005	4.8	▼-2	★54	54	82											
NP Group	London	108	1998	4.1	▼-3	-6	-3	17											
Oho Group Ltd	London	64	2007	4.9	▼-2	2	-4	16											



Company	Head Office	Employee Count	Founded	Glassdoor Rating	1 Month Growth (%)	6 Month Growth (%)	1 Year Growth (%)	2 Year Growth (%)	Trend
Kintec Global Recruitm	Manchester	141	2001	3.2	▼-1	5	3	36	
La Fosse	London	485	2007	4.4	▲3	-8	9	42	
LA International	Stoke-on-Tr	120	1982	4.1	▼0	-2	-4	2	
Lawrence Harvey	London	166	2002	3.4	▼-2	0	-8	12	
Mason Frank Internatio	London	225	2010	2.8	▲3	-7	-25	-43	
MA (Montreal Associat	London	100	1978	-	▲1	15	11	0	
MRL Consulting Group	East Susse	122	1997	4.7	▲2	-1	10	23	
Mthree	London	185	2010	4	▼-3	-11	-26	-62	
Navartis	Doncaster	154	2006	4.6	▼-2	7	8	28	
Next Ventures	London	162	2001	3.6	▼-2	7	9	17	
Nicoll Curtin	London	104	1999	4.4	▼-3	5	21	37	
OCC Group	Cheshire	99	1971	-	▼0	1	8	9	
Optimus Search	London	205	2005	3.3	▼0	13	21	37	
Opus Recruitment Solu	Bristol	257	2008	4.1	▼-1	-1	-14	-11	
Orbis	London	209	2013	-	▲1	-1	0	33	
Penta Consulting	Surrey	210	1998	3.3	▲1	2	10	11	
Parity Network Group	London	151	1971	-	▼0	0	-6	-8	
Preferred Choice	Kent	109	2001	4.3	▼-1	-1	11	11	
Project People	Bristol	323	2001	3.3	▼0	-1	-3	-4	
Roc Search	Berkshire	216	2007	3.9	▼0	9	2	3	
RP International	London	133	1998	3.4	▲3	12	21	22	
Sanderson	Bristol	387	1975	3.9	▲11	14	14	26	
Searchability	Cheshire	100	2012	4.2	▼-2	-3	-3	6	
Sentinel	Kent	199	1997	3.9	▼-1	0	4	18	
Stanton House	London	99	2010	4.7	▲5	11	-2	14	
Stott and May	London	127	2009	4.2	▼-1	-2	-18	-7	
SureSkills	Dublin	213	1993	4.3	▲2	2	17	35	
Talented	California	166	2015	3.7	▲1	13	-24	-43	
Tangent International	Essex	237	1974	4.4	▲1	0	0	5	
Third Republic	London	56	2014	4.1	▼-11	-20	-36	-47	
Understanding Recruit	Hertfordshir	97	1996	4.6	▼-2	-5	-6	15	
Venturi	Cheshire	107	2009	-	▲3	-3	-13	-22	
Vertex Agility	London	235	1997	4.1	▲1	4	3	10	
VMR Consultants	Essex	123	2000	1.6	▼0	2	2	5	
Washington Frank Inte	London	135	2014	3.4	▼0	-1	-2	-17	
Whitehall Resources	Essex	100	2007	4.5	▼-2	-4	-3	8	

501+ 48844 ▼-1 ▼0 ▼0 ▲1

Aston Carter	London	3201	1997	4.2	▼-2	-17	-20	-12	
Computer Futures	London	3332	1986	3.3	▲4	19	43	91	
GCS	London	1533	1991	3.3	▲0	6	12	18	
Hallan	Hertfordshir	655	2012	3.7	▼0	5	9	26	
Harvey Nash	London	3250	1988	4	▼0	-1	-5	1	
K2 Partnering Solution	London	1402	1997	3.8	▲2	1	3	0	
Lorien	London	678	1977	3.8	▼-1	-3	-11	-10	
Modis	Zurich	4877	2004	3.4	▼-2	-7	-13	-30	
Nigel Frank Internation	Newcastle-1	714	2006	2.9	▼-2	-2	-7	-16	
Rethink	London	504	2005	-	▼-1	-6	-10	-4	
Spring Professional	Zurich	709	2012	3.3	▼-1	-7	-10	-27	
Talent	Sydney	1567	1995	-	▲1	4	6	17	
TEKsystems	Maryland	26422	1983	3.8	▼-1	2	2	4	

Legal 1425 ▼0 ▲2 ▲3 ▲13

BCL Legal	Manchester	65	2003	4.2	▲2	8	12	5	
Buchanan Law	London	36	2013	4.0	▼-3	★57	★64	★112	
Career Legal	London	113	1991	4.4	▼-3	-5	-8	-5	
Chadwick Nott Legal R	London	29	1992	-	▼0	-24	-33	-29	
DMJ Recruitment	London	41	2007	4.4	▼0	17	-2	21	
Douglas Scott Legal R	Manchester	61	2004	3.8	▼-2	-2	11	-8	
EJ Legal	London	64	1992	3.5	▲3	2	5	12	
Fox Rodney	London	13	2000	4.5	▼-43	-59	-61	-59	
G2 Legal	Sussex	75	1999	4.6	▼-3	-11	-15	7	
GR Law	London	47	1995	-	▼0	0	0	0	
Headhunter Legal & Pr	Lancashire	34	2010	5.0	▲3	-6	-3	21	
Interlink Talent Solutio	Manchester	76	2011	4.7	▲1	17	15	73	
Jameson Legal	London	39	2010	4.3	▼0	-3	-9	11	
JMC Legal Recruitmen	Bristol	42	2016	4.4	▲5	17	31	24	
Laurence Simons	London	24	1988	4.4	▼-4	-20	-14	-8	
LAW Absolute	London	62	2003	3.7	▲2	-2	3	17	
Marsden	London	57	2006	-	▲8	19	27	63	
Montresor Legal	London	29	2012	4.0	▲4	-6	-3	7	
MRA Search	London	58	2009	3.0	▲7	12	12	29	
QED Legal LLP	Manchester	21	2012	4.7	▼-13	0	-5	24	
Sacco Mann	Leeds	46	1997	4.3	▼-2	7	5	2	
SSQ	London	177	2003	3.7	▼0	5	7	13	
Stanford Resourcing Li	London	11	1999	-	▼-8	-21	-27	-31	
Taylor Root	London	163	1989	3.7	▲6	11	21	26	

VARO Partners	London	19	2012	4.9	▼0	11	17	40	
William James Recruitr	Manchester	23	2009	3.4	▼-8	10	5	44	

Life Sciences 6251 ▲0 ▲0 ▲4 ▲20

ACE Partners	Manchester	17	2020	5	▼-11	-23	-15	70	
Albion Rye Associates	Sussex	25	2020	4.8	▼-11	0	-11	39	
ARTO	Kent	37	2020	-	▼-5	32	32	54	
Barrington James	Sussex	435	2002	3.1	▼-2	-6	7	22	
Charlton Morris	Leeds	31	2013	4.6	▼-3	-55	-76	-76	
CK Group	Hertfordshir	198	1991	4.7	▲9	★35	★55	92	
Clinical Professionals	Reading	245	2006	3	▼0	0	0	-1	
Coulter Partners	London	115	2003	4.2	▼-1	-7	-13	-3	
CY Partners	Newcastle L	26	2008	5	▼-4	-4	24	24	
Discover International	London	101	2013	4.3	▼-4	-14	-6	16	
EPM Scientific	London	266	2012	2.8	▼-1	-10	-2	13	
Evona	Bristol	61	2018	4	▼0	2	-12	17	
Fraser Dove Internatio	Surrey	50	2013	4.7	▼-4	-21	-14	14	
Gilbert Meher	Leeds	48	2011	4.2	▼0	-6	9	23	
Guided Solutions	Leeds	57	2000	3.9	▼-2	4	2	16	
GxPeople Global	London	10	2014	4.7	▼-17	-17	-17	-17	
Hobson Prior	Kent	78	2002	4.5	▼0	-1	-1	13	
Hyper Recruitment Sol	Essex	44	2012	3.8	▼-2	-8	-14	-6	
Invenia Group	London	33	2009	4.4	▼0	-21	-25	-6	
i-Pharm Consulting	London	90	2008	3.7	▼-6	-7	-24	-30	
KRS-Associates	Redhill	36	2020	4.6	▲3	3	29	100	
Leaman Life Sciences	London	14	2015	-	▼0	0	-39	-39	
Life Science People	London	108	2020	3.1	▼0	-4	23	66	
Mantell Associates	London	40	2019	5	▼-2	-5	-5	18	
Meet	London	434	2009	-	▼0	2	2	26	
NonStop Consulting	Switzerland	719	2000	3.4	▲1	4	24	66	
Paramount Recruitmen	Birmingham	26	2003	4.1	▼-7	-30	-28	-24	
Planet Pharma	Illinois	1238	2009	3.6	▲3	9	20	58	
Proclinical Staffing	London	273	2005	4	▼-1	13	6	31	
Projectus	London	25	2012	4.8	▼0	-22	-29	-36	
Quanta part of QCS St	Hertfordshir	144	1992	4.5	▲1	12	27	44	
RBW Consulting	Sussex	74	2007	4.2	▼0	-10	-8	-16	
Real Staffing	London	758	1998	3.5	▲1	1	0	-1	
Science Solutions Reci	Cheshire	22	2014	5	▼0	-15	-15	-12	
SEC Life Sciences	London	30	2012	2.9	▼-6	-9	-29	-43	
Skills Alliance	London	128	2005	3.8	▼-1	-11	-16	-5	
Storm3	London	54	2020	2.6	▼-2	6	-26	-37	
Talentmark // Executive	London	24	1971	-	▼-4	-14	-29	-40	
VIDA Connected Speci	Leeds	30	2011	-	▼0	-12	-3	7	
VRS Recruitment	Cheshire	38	2001	-	▲6	9	19	36	
Zenopa	Buckingham	69	1991	3.7	▼-1	-3	23	47	

Marketing 691 ▼-3 ▼-1 ▼-1 ▲4

3Search	London	55	2014	4.7	▼0	6	10	22	
ASG International	London	6	2009	4.8	▼-83	-82	-79	-79	
Carter Murray	London	51	2000	2.9	▲6	6	9	28	
Denholm Associates	Edinburgh	33	2002	4.7	▼-3	-6	-27	-11	
EMR Specialist in Ma	London	20	1994	-	▼0	-9	-9	0	
Forward Role Recruitm	Manchester	46	2008	4.5	▼-2	-18	-22	-12	
Hanson Search	London	43	2002	4.2	▲5	8	10	10	
Henry Nicholas B Cor	Bristol	10	2009	-	▼0	0	0	★67	
Intelligent People	St. Albans	72	2002	-	▼-1	★38	★89		
Marketing Talent Mar	London	168	2013	-	▼0	0	1	1	
Stopgap	London	49	1993	4.2	▼0	-6	-11	-8	
Transition Partners	Leeds	18	2011	3.2	▼0	-5	-38	-36	
The Marketing Centre	Surrey	120	2010	3.6	▲3	6	11	24	

Multi-Niche Big Boys ##### ▲1 ▲3 ▲4 ▲8

Aerotek	Maryland	19577	1983	3.5	▲0	2	3	7	
Allegis Global Solutio	Maryland	2789	2001	3.8	▲0	1	-6	-9	

THE PURPLE PAGES



Company	Head Office	Employee Count	Founded	Glassdoor Rating	1 Month Growth (%)	6 Month Growth (%)	1 Year Growth (%)	2 Year Growth (%)	Trend	Company	Head Office	Employee Count	Founded	Glassdoor Rating	1 Month Growth (%)	6 Month Growth (%)	1 Year Growth (%)	2 Year Growth (%)	Trend
Antal International	London	2001	1993	3.6	▲1	7	14	26		Damia Group	Surrey	51	1995	4	▲2	0	-2	-9	
Badenoch + Clark	London	373	1980	3.7	▲0	-3	-7	-29		DCV Global Recruitme	Hertfordshir	69	2007	-	▼-1	11	15	35	
★ Hays	London	24502	1968	3.5	▲3	8	10	15		DMCG Global	London	44	2020	5	▼-4	-6	0	22	
Hudson	Dublin	4217	1992	-	▲1	4	7	3		Eden Scott	Edinburgh	59	2003	4.5	▲2	2	7	20	
Kelly	Sydney	1240	2003	4	▲0	2	6	13		Executive Network Gro	Birmingham	44	1999	4.8	▼-2	-2	-15	-20	
LHH	Michigan	9330	1946	3.4	▼0	-4	-11	-20		Eximius Group	London	71	2008	3.4	▼-1	-8	-7	-5	
Michael Page	Florida	13927	1967	3.3	▲1	★14	★30	★61		Few&Far	London	39	2013	4.8	▲0	5	-20	-19	
Morgan McKinley	Surrey	9996	1976	3.8	▲1	2	4	12		FJR Group	Manchester	73	2011	3.1	▲4	11	28	28	
Page Personnel	Cork	1291	1988	4.2	▼0	1	-4	5		Forsyth Bames	London	68	2014	4.5	▼-8	-7	0	55	
Randstad UK	Surrey	3694	1994	-	▲1	1	2	12		Frontline Recruitment C	Nottingham	66	2000	4	▲0	5	5	2	
REED	Luton	1645	1960	3.8	▲0	4	5	2		Gleeson Recruitment C	Birmingham	103	2011	4.3	▼-3	2	3	3	
Robert Half	London	6189	1960	4.2	▲0	2	7	12		Global Career Compan	London	54	2002	2.5	▼-4	-2	4	8	
Robert Walters	California	29319	1948	3.7	▲0	2	-1	-2		Heat Recruitment	Bristol	71	2005	4.1	▼-3	-8	-25	-19	
Search	London	6207	1985	3.9	▼-1	-4	-4	7		Ignata	London	65	2011	4.1	▲0	-8	-4	18	
	Glasgow	2035	1987	-	▲0	3	6	14		Impact Recruitment	Northampto	64	2002	-	▼-3	-14	-24	-38	
										Insight Recruitment	Manchester	41	2015	4.9	▲0	-2	-18	-2	
										Michael Bailey Associa	London	60	1989	4	▼-5	-5	-8	-25	
Professional Multi-Niche		27958			▲0	▲3	▲6	▲17		Morgan Law	London	50	2000	4.2	▼-4	0	0	16	
										Now Careers	Birmingham	51	1992	3.6	▼-2	★42	★76	132	
11-30		194			▼-2	0	1	▲2		Panoramc Associates	Bristol	79	2009	4.9	▼-4	-13	-8	23	
Absolute Recruit	London	23	2015	5	▲5	5	-8	-8		Parkside Recruitment	London	72	1989	3.4	▼-1	3	6	4	
Abacus Careers	Belfast	28	2003	5	▲0	-3	-20	-20		Phoenix - Your Profess	Dublin	25	2004	3.2	▲0	-32	-52	-31	
Anderson Knight	Glasgow	25	2001	3.7	▼-4	-7	-4	4		Practicus	London	67	2004	4	▲0	-3	-12	5	
Falcon Brook	London	19	2013	3.4	▼-5	-14	-14	27		Pure Resourcing Soluti	Cambridge	78	2002	4.4	▲1	-3	-11	-6	
Gibson Hollyhomes	Manchester	16	2007	4.5	▲0	0	-6	-20		RZ Group	Edinburgh	85	1998	-	▲0	-1	1	2	
Iconic Resourcing	Glasgow	24	2019	-	▲0	14	33	★167		Sharp Consultancy	Sheffield	55	1992	3.3	▲0	-2	6	2	
Lawson Chase	London	14	2012	4.6	▼-13	-13	8	17		Simpson Judge Ltd	Lancashire	51	1984	4.8	▲0	9	24	122	
Optamor	Portsmouth	22	1996	4.3	▼-4	0	10	-19		Staffinders	Glasgow	54	1971	4.6	▼-2	-11	4	8	
Spears Recruitment Ltd	Isle of Wigh	23	2011	3.7	▲0	0	0	-4		Talentedge	London	62	1986	4.3	▼-5	11	13	13	
										Technical Resources L	Surrey	109	2000	4.1	▼-1	7	17	38	
31-50		878			▼0	▼-5	▼-6	▲0		The ONE Group Ltd	East Anglia	100	2004	4.8	▲0	9	12	18	
Alchemy Global Talent	Essex	35	1995	4.6	▲3	-20	-31	-17		twentyAI	London	62	2008	3.8	▲2	0	7	22	
Ashdown Group	London	47	1999	4.6	▼-2	-6	-4	-8		Wenham Carter Group	Brighton	79	2001	4.6	▼-1	13	13	18	
★ Better Placed Ltd	Manchester	32	2001	4.7	▲14	-3	-3	10		Wild Recruitment Ltd	Portsmouth	85	2001	4.7	▼-1	-3	8	23	
Blayze Group	London	28	2002	4.4	▼-3	0	-18	-24		Yolk Recruitment Ltd	Cardiff	61	2009	4.5	▲3	11	24	56	
Butler Rose	London	39	2014	4.8	▲0	-9	-7	3		Zachary Daniels	Warrington	69	2012	5	▲0	10	28	35	
Capital Staffing Service	London	31	2001	-	▲0	-14	-14	-23											
Carmichael Fisher Exer	California	48	2002	2.7	▲0	0	0	4		101-500		11428			▲0	▲2	▲4	▲16	
Cherry Professional	Nottingham	29	2008	4.7	▲7	-9	-15	-12		Argyll Scott	London	118	2009	4.2	▼-1	-8	-21	-21	
Circle Square	London	37	2004	-	▲0	-5	-5	3		ASA Recruitment	Edinburgh	230	1970	1.8	▲0	1	3	2	
Clark James	East Midlan	38	2006	3.9	▲0	-3	-3	0		Barker Ross	Leicestershi	331	1988	4.1	▲0	2	4	9	
Concept Resources	West Midlar	47	1995	2.3	▼-4	-11	-2	15		BOSS Professional Se	London	141	2014	-	▼-1	5	23	74	
Concilium Search	London	42	2015	4.6	▲0	-2	0	-16		BPS World	Berkshire	145	2000	4	▲1	7	-2	11	
Cooper Lomaz	East Anglia	32	1990	3.2	▲7	3	-6	-9		Brightwater	Dublin	203	1998	3.6	▲0	2	0	5	
Distinct	Nottingham	36	2016	-	▲0	-8	-14	-16		Comensura	Luton	107	2001	3.9	▲0	0	0	3	
Gordon Yates Recruitm	London	34	1947	-	▲0	6	-3	0		Concept	West Midlar	192	2000	2.7	▲3	13	14	19	
Meraki Talent Ltd	Edinburgh	41	2015	4	▼-2	-7	5	37		Consulting Point	London	157	2003	4	▼-7	-1	4	7	
Pro-Recruitment Group	London	44	2007	4	▲0	5	7	26		Couple UK	London	332	2009	4	▼-2	-5	-11	-5	
Robertson Bell	London	34	2007	3.7	▼-8	-17	-23	3		Coyle Personnel	Middlesex	555	1988	3.5	▲0	-1	6	25	
Rubicon People Partne	Dorset	46	1982	5	▼-2	2	15	0		CSG Talent	Leeds	243	2003	4.1	▲0	6	10	32	
Pearson Whiffin Recrui	Kent	41	2004	4.2	▲0	11	3	32		Freshminds	London	106	2000	4.3	▼-1	-7	-10	-15	
Skillfinder International	London	43	2003	4	▲8	8	10	13		Fyte	Ile-de-Franc	160	2006	4.6	▼-1	-2	-1	20	
Stanford Black Limited	London	33	2015	4.1	▼-8	-28	-27	3		g2 Recruitment	Amsterdam	291	2004	4.8	▲3	17	32	36	
The Business Connect	Cheshire	41	1988	1.9	▼-5	-5	0	8		Gold Group	Sussex	218	2000	4.1	▲1	15	27	79	
										Goodman Masson	London	287	1993	4.4	▲1	5	6	19	
51-100		3052			▼-1	▼-1	▼0	▲6		GQR Global Markets	London	382	2009	2.8	▲0	-7	-14	11	
Adaptive Business Gro	London	52	2005	4.6	▼-4	-4	-16	-32		Gravitas Recruitment C	London	258	2010	3.8	▼-4	-12	-18	3	
ADLIB Recruitment	Bristol	69	2000	4.8	▲0	-9	-12	-5		Hanover	London	183	1996	4.3	▼-2	-1	5	16	
Certain Advantage	London	69	1977	3.5	▲3	5	-4	-17		Hydrogen Group	London	488	1997	4.3	▼-1	-1	0	9	
Allen Lane	London	48	2004	3.9	▼-2	-13	-6	-6		Infinity Quest	West Midlar	387	2006	4.1	▲1	14	23	53	
ASC Connections	Birmingham	54	1991	4.4	▲0	-4	0	4		Innova Solutions Intern	Surrey	280	1978	-	▲0	-7	-15	-9	
Barclay Meade	Hampshire	89	2010	-	▲0	-2	-2	2		Interaction Recruitment	Cambridge	400	1986	3.4	▼0	2	3	9	
BIE Executive	London	101	1990	4.8	▲1	4	3	25		Investigo	London	368	2003	3.8	▼-1	2	-1	16	
Blackwood Group	London	71	2000	4.5	▲3	3	9	15		Jackson Hogg Limited	Newcastle-1	113	2012	4.7	▲1	6	-7	15	
Blue Pelican	Kent	54	2001	4.1	▲0	-4	-5	2		KJCW	London	269	2007	3.8	▲0	6	13	23	
Broster Buchanan	London	43	2015	5	▲0	-12	-12	-9		Kintec Global Recruitm	Manchester	141	2001	3.2	▼-1	5	3	36	
Change Recruitment	Glasgow	66	1970	3.5	▲2	-8	-7	-8		Leathwaite	London	133	1999	4.2	▲1	3	3	19	
										Mach Recruitment Ltd	Leeds	485	2007	2.9	▲1	6	14	22	
										Macildowie Recruitmen	Nottingham	106	1993	4.1	▲0	-1	5	18	

THE PURPLE PAGES



Company	Head Office	Employee Count	Founded	Glassdoor Rating	1 Month Growth (%)	6 Month Growth (%)	1 Year Growth (%)	2 Year Growth (%)	Trend	Company	Head Office	Employee Count	Founded	Glassdoor Rating	1 Month Growth (%)	6 Month Growth (%)	1 Year Growth (%)	2 Year Growth (%)	Trend
The Recruitment Co.	Northampton	769	1957	3.4	▲0	▲3	▲5	▲4		Proactive Global	London	117	2000	4.4	▲4	▲4	▲6	▲14	
Empresaria Group plc										Resourcing Group	London	154	2000	4	▼-2	▼-1	▼0	▼-3	
LMA Recruitment Form	London	10	1988	-	▲0	▼-9	▼-23	▼-23		Retinue Housing	Milton Keynes	7	2011	-	▼-13	▼-13	▼0	▼-22	
ConSol Partners	London	92	2008	3.3	▼-1	▲5	▼-1	▲7		Setsquare Recruitment	London	113	1987	3.8	▼-1	▼-3	▼-1	▲2	
Greycoat Lumleys	London	196	1996	4.2	▲2	▲3	▼-5	▲4		Nicholas Associates Group									
IMS Group	Gujarat	1183	2006	3.9	▲3	▲11	▲24	▲89		Ashley Kate HR & Fina	Nottingham	21	2001	-	▲0	▲0	▲0	▲0	
LMA Recruitment	London	125	1999	3.6	▼-2	▲0	▲4	▲25		Nicholas Associates	Sheffield	36	1977	3.5	▲0	▲0	▲0	▲6	
McCall Ltd	London	30	1992	5	▲0	▲0	▲11	▲15		Stafforce	Yorkshire	457	1977	2.8	▼-1	▲8	▲16	▲31	
Frank Recruitment Group										Page Group									
Anderson Frank	New York	144	2016	2.8	▲5	▲17	▲4	▼-13		Michael Page	Surrey	9987	1977	3.8	▲1	▲2	▲4	▲12	
Jefferson Frank	New York	183	2018	3.1	▼-2	▼-20	▼-30	▼-42		Page Executive	London	396	1976	4.1	▲3	▲9	▲10	▲33	
Nelson Frank	Pennsylvania	40	2018	3.4	▲5	▼-13	▼-15	▼-29		Page Personnel	Surrey	3960	1994	-	▲8	▲8	▲9	▲20	
Nigel Frank International	Newcastle-U	712	2006	2.9	▼-2	▼-2	▼-8	▼-17		Parallel Consulting Group									
Mason Frank International	London	225	2010	2.8	▲3	▼-7	▼-25	▼-43		I-Pharm Consulting	London	90	2008	3.7	▼-6	▼-7	▼-24	▼-30	
Washington Frank Inter	London	136	2014	3.4	▲1	▲0	▼-1	▼-16		Parallel Consulting	London	51	2004	3.9	▼-4	▼-25	▼-33	▼-18	
FRG Technology Cons	London	141	2017	3	▼-1	▼-8	▼-1	▲0		Apollo Solutions	London	42	2008	4.6	▲5	▲24	▲24	▲20	
G2v Recruitment Group										Phaidon International									
g2 Recruitment	Amsterdam	294	2004	4.8	▲4	▲18	▲34	▲37		DSJ Global	London	400	2008	3.5	▼-2	▲12	▲37	▲75	
Vivid Resourcing Ltd	London	291	2009	4.7	▲2	▲5	▲37	▲73		EPM Scientific	London	264	2012	2.8	▼-2	▼-11	▼-3	▲12	
GI Group										Glocoms	London	111	2013	3.9	▼-3	▼-8	▼-8	▼-1	
GI Group	Milan	13799	1998	3.9	▲1	▲8	▲15	▲32		Phaidon International	London	1309	2004	3.6	▲1	▲13	▲28	▲50	
Grafton Recruitment	Milan	1209	1982	3.4	▲2	▲4	▲7	▲13		Selby Jennings	London	789	2004	3.4	▼0	▲4	▲25	▲63	
Marks Sattin	London	213	1988	4.4	▼-1	▲4	▼-1	▲13		Halian	Hertfordshir	655	2010	3.7	▼0	▲5	▲9	▲26	
Harvey Nash										SThree									
Harvey Nash	London	3248	1988	4	▲0	▼-1	▼-5	▲1		Computer Futures	London	3329	1986	3.3	▲4	▲19	▲43	▲91	
Spinks	London	52	1989	4.6	▲0	▼-4	▼-28	▼-30		Global Enterprise Partr	Amsterdam	68	2013	2.5	▲0	▲5	▲3	▲13	
Alumni	Stockholm	225	1991	-	▼0	▼-12	▼-13	▼-13		Huxley	London	764	1995	3.3	▲0	▲6	▲9	▲11	
Impellam Group										JP Gray	Amsterdam	113	2002	3.9	▲2	▲5	▲9	▲18	
Impellam Group	Luton	617	2008	4.1	▲0	▲0	▼-3	▼-8		Progressive Recruitment	London	852	1990	3.1	▲1	▲4	▲5	▲15	
Comensura	Luton	107	2001	3.9	▲0	▲0	▲0	▲3		Real Staffing	London	757	1998	3.5	▲1	▲1	▲0	▼-1	
Guidant Global	London	757	2001	3.9	▲1	▼-1	▲2	▲4		SThree	London	7872	1986	3.7	▲1	▲10	▲18	▲36	
Lorien										Xcede Group									
Lorien	London	678	1977	3.8	▼-1	▼-3	▼-11	▼-10		EarthStream Global	London	163	2010	3.6	▼-3	▼-6	▲12	▲6	
SRG	Luton	711	1990	4	▲1	▲6	▲10	▲16		Xcede	London	176	2003	3.7	▼-3	▲14	▲30	▲8	
Celsian Education	London	195	1993	-	▲0	▼-2	▼-3	▼-8		Xcede Group	London	221	2020	3.4	▼-1	▼-6	▲1	▼0	
InterQuest Group										The SR Group									
InterQuest Group	London	169	2001	3.8	▼-5	▼-4	▼-13	▼-27		Brewer Morris	London	100	1987	3.8	▲0	▲15	▲52	▲127	
Albany Beck	London	222	2005	3.7	▼-6	▼-17	▼-26	▲9		Carter Murray	London	51	2000	2.9	▲6	▲6	▲9	▲28	
ECOM	London	783	1999	4.3	▲2	▲13	▲22	▲48		Frazer Jones	London	139	1996	3.6	▼-16	▼-21	▼-24	▼-20	
RDW	London	18	2002	-	▲0	▲20	▼-10	▼-36		Taylor Root	London	163	1989	3.7	▲6	▲11	▲21	▲26	
LHI Group										The SR Group	London	573	1987	4	▼-2	▼-1	▲3	▲13	
LHI Group	New York	524	2002	3.9	▼-1	▲1	▼-2	▲24		The Advocate Group									
Harper Harrison	London	20	2015	3	▲11	▲25	▲18	▲54		Milk Education	Merseyside	335	2015	3.9	▲2	▲22	▲44	▲139	
Lawrence Harvey	London	165	2002	3.4	▼-3	▼-1	▼-8	▲11		Aspion Search	Merseyside	58	2004	-	▼-3	▼-6	▼-2	▼-3	
SciPro	London	57	2012	2.5	▼-2	▼-3	▼-12	▼-2		The Advocate Group	Manchester	82	2012	5	▼-2	▲19	▲49	▲156	
Experis/Manpower Group										The Hive									
Experis UK	London	174	2012	3.6	▼-6	▲28	▲26	▲22		Nicoll Curtin	London	104	1999	4.4	▼-3	▲5	▲21	▲37	
Manpower UK	Middlesex	562	1956	3.7	▼-1	▼-4	▼-6	▼-3		Trinnovo Group									
Morgan Phillips Group										BioTalent	London	72	2019	4	▲1	▲36	▲41	▲1	
Morgan Phillips Group	Luxembourg	619	2013	4.3	▼0	▲2	▲4	▲13		Broadgate	London	52	2015	4.5	▼-2	▼-7	▼-5	▼-13	
Fyte	Ile-de-Franc	160	2006	4.6	▼-1	▼-2	▼-1	▲20		Trust In Soda	London	76	2013	4	▲0	▼-4	▼-3	▼-8	
GAGE Specialist Recruitment										Trinnovo Group	London	142	2018	4.1	▼-1	▼-7	▼-18	▼-31	
Butler Rose	London	39	2014	4.8	▲0	▼-9	▼-7	▲3		Xcede Group									
Caritas Recruitment	London	89	2009	4.5	▲3	▲3	▲13	▲25		EarthStream Global	London	163	2010	3.6	▼-3	▼-6	▲12	▲6	
Eden Brown Built Envir	London	154	1989	3.1	▼-3	▼-5	▼-3	▼-3		Xcede	London	176	2003	3.7	▼-3	▲14	▲30	▲8	
ewi recruitment	London	158	2011	4	▲1	▼-2	▲12	▲30		Xcede Group	London	221	2020	3.4	▼-1	▼-6	▲1	▼0	
GCS	London	1533	1991	3.3	▲0	▲6	▲12	▲18											
GCS Financial Service	London	30	2013	3.9	▲0	▼-14	▼-21	▼-21											

PURPLE PAGES JUNE '24



*An exceptional business attracts exceptional talent. Let's
be exceptional together.*

dg@ion-search.com