



# THE **UK** PURPLE PAGES AUGUST 2023

We have analysed the **retention rates of over 1000 UK recruitment companies from the previous month** giving you the ultimate market intel on your competition.

[DOWNLOAD NOW](#)



The Purple Pages is a monthly analysis of the recruitment industry performance. We analyse growth and retention rates for over 1,000 companies throughout the UK using LinkedIn Insights.

This month, we've analysed the industry's growth and decline, comparing the performance over the past 2 years for individual companies, as well as the trends in sectors to help navigate and recognise the top performers in the last month.

At Whitehouse Search Partners, we're the number one Back Office and Human Capital specialists for the Recruitment industry globally. We build staffing and talent companies using our two products: 'Non-billing business critical hires' and 'Virtual C-Suite'. We provide staffing companies around the globe with highly skilled professionals for key roles such as finance, human resources, operations, and marketing. These individuals are crucial for the smooth functioning of any recruitment business and can help make better decisions, improve profitability, and increase efficiency.

We know our clients and candidates insist on the highest level of service, so we give it to them. We are recognised as the most trusted partner in Professional Services Recruitment due to our uncompromising focus and attention to detail, guaranteeing absolute satisfaction to both our trusted candidates and clients.

We exclusively offer both "Candidate Career Consultation" and "Structure Career Management" giving off the record advice with no obligation. As it is our sole duty to add value to your career we are able to answer questions and give career advice that only a true expert would be able to do.

There are four main factors when moving roles: The People, The Company, The Job and The Timing. We ensure that all 4 boxes are ticked.

Call 020 3398 6758

Email: [mary@whitehousesearch.com](mailto:mary@whitehousesearch.com)

Visit [www.whitehousesearch.com](http://www.whitehousesearch.com)

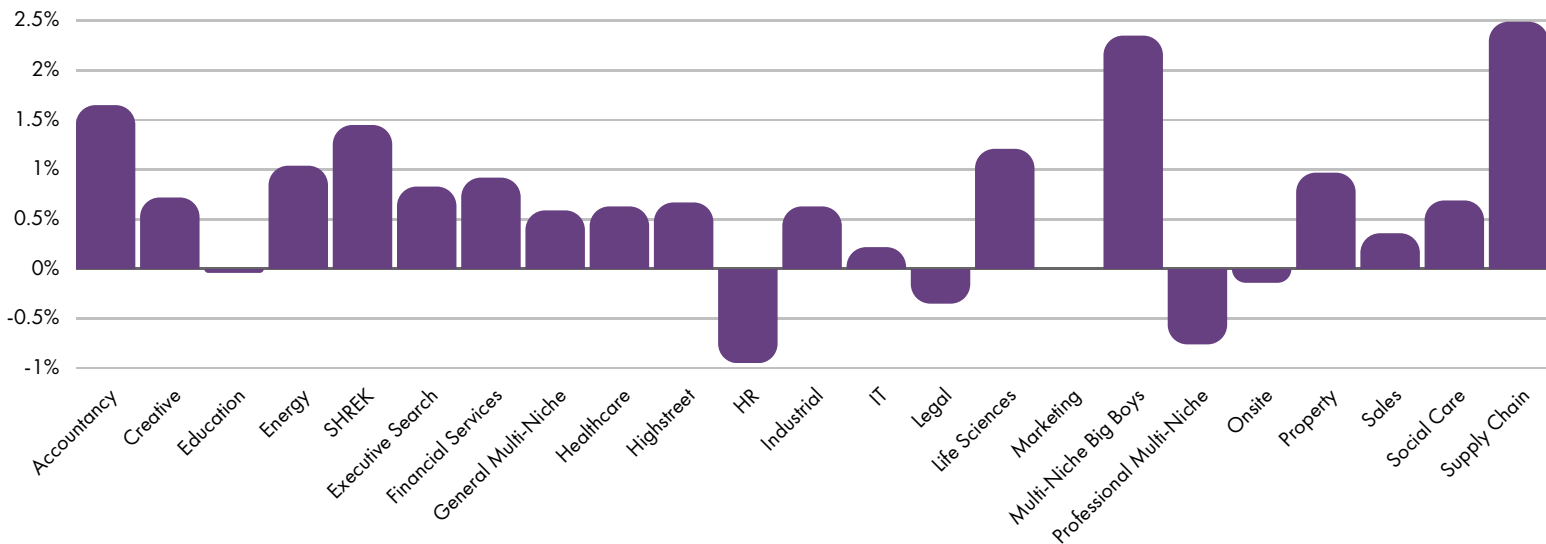


This publication was created by Whitehouse Search Partners, the specialist back office and human capital support recruiter for the recruitment industry. Placing experienced talent within Internal Recruitment, Learning & Development, Marketing, Accountancy, Operations & Support, Legal & Compliance.



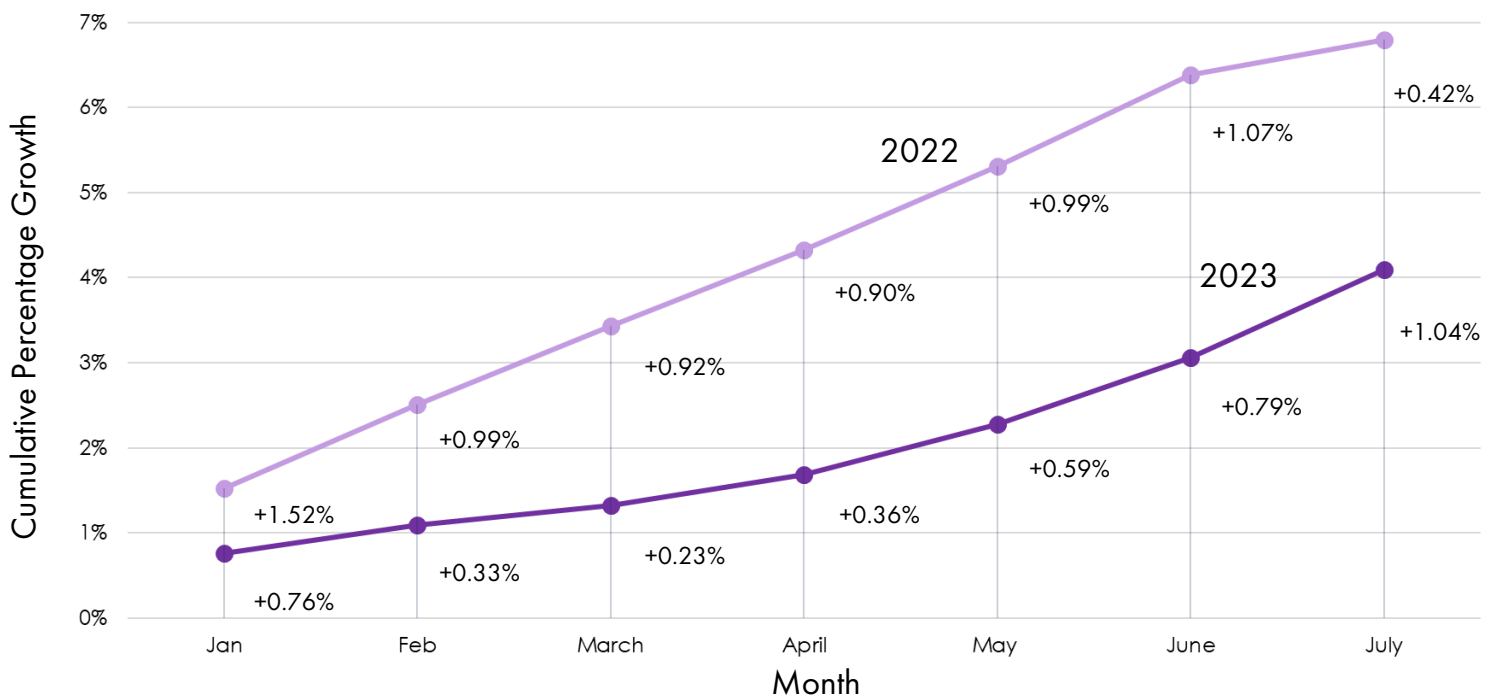
## GROWTH BY INDUSTRY (JUNE 2023 - JULY 2023)

The graph below illustrates the percentage growth of each industry within the recruitment sector from June 2023 to July 2023. Within the UK recruitment industry, the Multi-Niche Big Boys, Accountancy and Supply Chain sectors have experienced the greatest incline and HR, Professional Multi-Niche and Legal have demonstrated a slight decline.



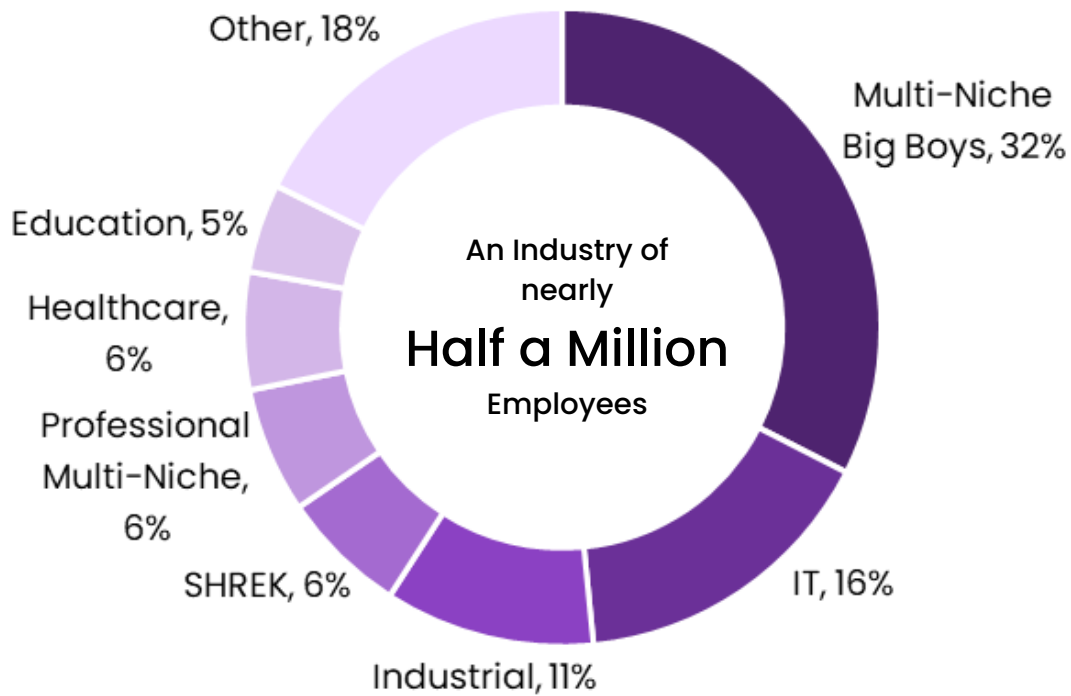
## CUMULATIVE PERCENTAGE GROWTH OF THE RECRUITMENT INDUSTRY IN 2023

As Illustrated within the below line graph, the recruitment industry has evidenced continuous month-on-month growth throughout 2022 and 2023. Although the rate of growth in 2023 has not matched the velocity of 2022, the UK recruitment industry has demonstrated monthly growth and headcount increase every month.





## BREAKDOWN OF EMPLOYEES BY INDUSTRY (JULY 2023)



## RANKING – SECTORS BY GROWTH

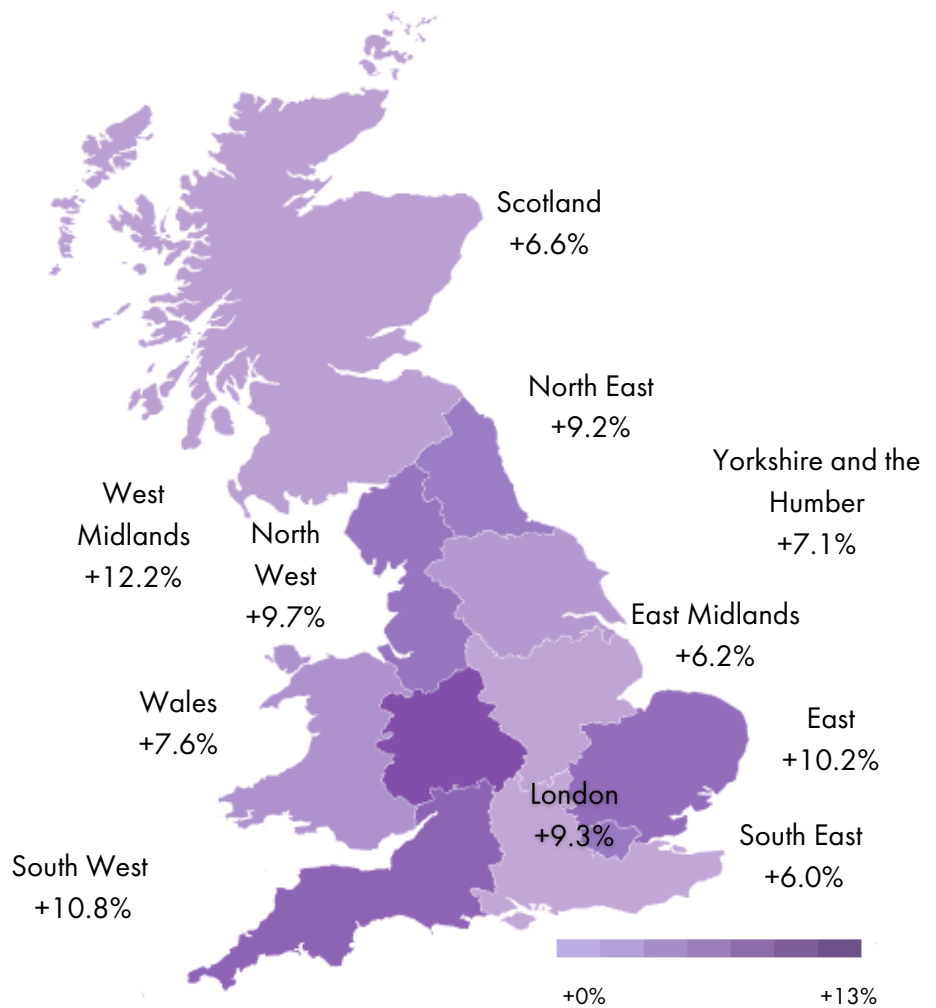
Company	Rank	1 Month Growth (%)	Rank	6 Month Growth (%)	Rank	1 Year Growth (%)	Rank	2 Year Growth (%)
Accountancy	3	1.6%	7	4.2%	1	15.3%	3	40.5%
Creative	10	0.7%	15	2.2%	7	10.9%	4	32.0%
Education	19	0.0%	5	4.9%	3	13.4%	8	25.6%
Energy	6	1.0%	19	0.2%	10	7.7%	6	27.1%
SHREK	4	1.4%	6	4.9%	16	6.4%	13	22.7%
Executive Search	9	0.8%	11	3.3%	14	7.2%	15	21.5%
Financial Services	8	0.9%	14	2.9%	4	13.3%	1	42.5%
General Multi-Niche	15	0.6%	17	0.9%	20	2.1%	14	22.0%
Healthcare	14	0.6%	4	5.0%	8	10.5%	11	23.8%
Highstreet	12	0.7%	12	3.2%	15	7.1%	17	19.7%
HR	23	-0.9%	23	-4.8%	22	-6.5%	20	15.6%
Industrial	13	0.6%	10	3.5%	11	7.7%	16	20.0%
IT	17	0.2%	20	-1.0%	21	0.3%	23	11.8%
Legal	21	-0.3%	16	1.3%	17	4.7%	12	23.2%
Life Sciences	5	1.2%	13	3.0%	6	11.9%	2	42.0%
Marketing	18	0.0%	18	0.8%	18	4.3%	22	14.1%
Multi-Niche Big Boys	2	2.3%	3	5.7%	13	7.5%	21	14.9%
Professional Multi-Niche	22	-0.7%	8	3.7%	9	10.0%	10	23.8%
Onsite	20	-0.1%	21	-1.5%	19	3.2%	5	31.8%
Property	7	1.0%	2	6.8%	5	12.9%	9	24.5%
Sales	16	0.4%	22	-3.5%	23	-7.0%	18	19.3%
Social Care	11	0.7%	9	3.7%	12	7.5%	19	16.4%
Supply Chain	1	2.5%	1	8.9%	2	14.1%	7	26.6%



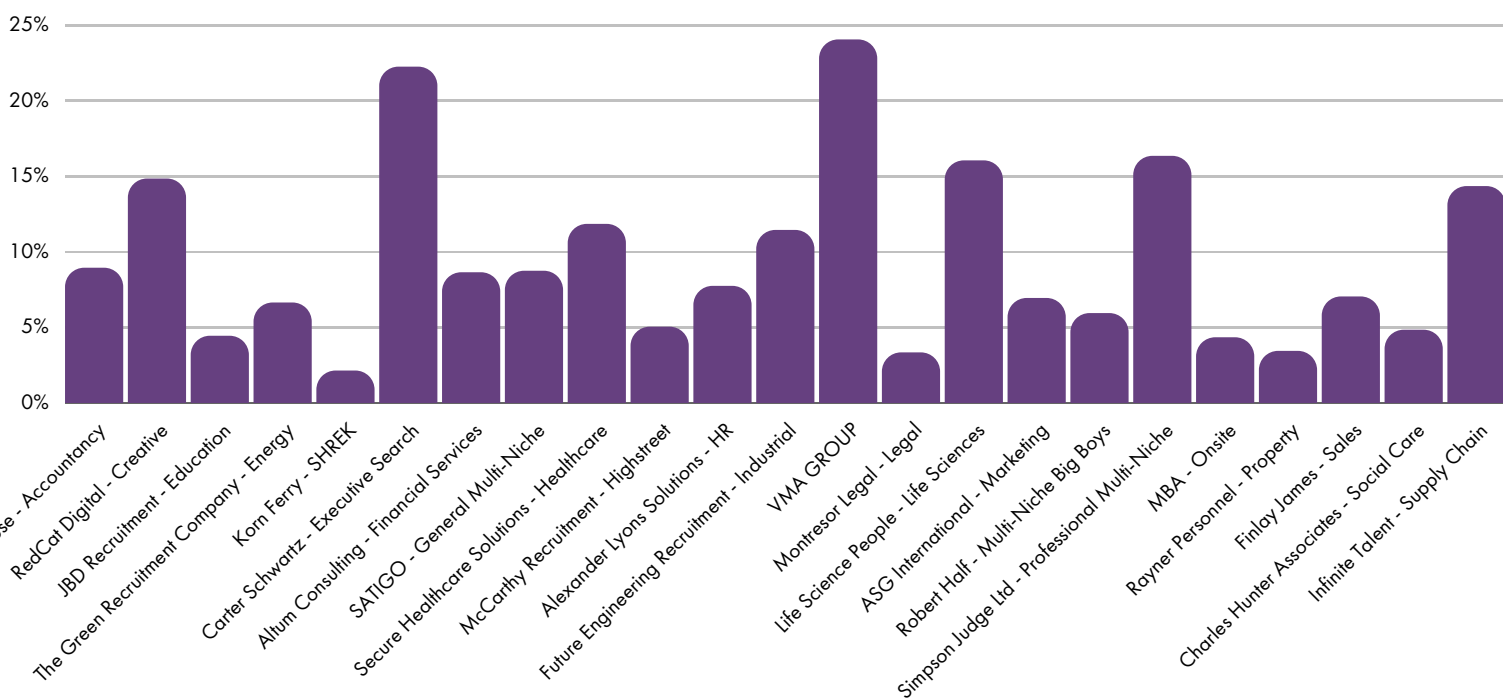
## Q2 PERCENTAGE GROWTH BY REGION

The heat map illustrates the percentage growth of the Industry per region over past 12 month

July 2022 - July 2023.



## TOP PERFORMERS PER INDUSTRY (JUNE 2023 - JULY 2023)





## Let's work together

If you're hiring, looking for a new role, or just to say hello.

UK: 020 3398 6758

US: +1 212 247 4983

[hello@whitehousesearch.com](mailto:hello@whitehousesearch.com)

[www.whitehousesearch.com](http://www.whitehousesearch.com)



WHITEHOUSE  
SEARCH  
PARTNERS